

- 1 Double-lip sealing system
- 2 Standard strip insert
- 3 Heavy duty lock bars
- 4 Anchoring ring with conically stamped teeth

The strong pipe coupling

NORMACONNECT® GRIP/GRIP E axial restraint pipe couplings are used to connect metal pipes. The anchoring ring with conically stamped teeth indents into the pipe surface (steel, stainless steel or cast iron) and provides safe and strong axial restraint.

Owing to the special design, the coupling can withstand even high vibration loads.

Advantages at a glance

- Progressive locking effect ensures a trouble- and maintenance-free connection
- Reusable
- Shock resistant
- Space saving connector
- Withstand high vibration loads

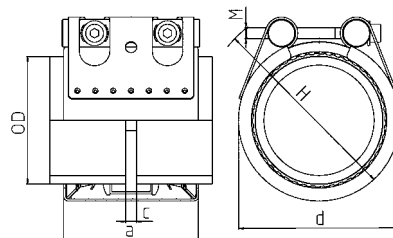
Information

- Sizes: 26.9 mm- 711.2 mm
- Working pressure: 70.0 bar - 1.5 bar
- Material: AISI 304, AISI 316 Ti
- EPDM:
 - Sizes from 26.9 mm up to 168.3 mm: - 30 °C up to + 125 °C
 - Sizes > 180.0 mm: from - 20 °C up to + 80 °C
- NBR: from - 20 °C up to + 80 °C



Materials

W1	W2	W3	W4	W5
	x		x	x

Technical data & Ordering information



Technical data & Ordering information

NORMACONNECT® FGR GRIP											
Ø (O.D.)	Designation	Clamping ranges	PN ¹	WP ²	C max	Dimensions			Weight	Hex socket locking bolts	
		O _{dmin} - O _{dmax}	 [bar]	 [bar]	(mm)	a (mm)	d (mm)	H (mm)	approx. (kg/pc.)	Thread	Tightening torque (Nm)
26.9	GRIP 26.9	26.4 - 27.5	16	70	3	67	50	70	0.39	M 8 SW 6	10
28.0	GRIP 28.0	27.5 - 28.5	16	70	3	67	50	70	0.39	M 8 SW 6	10
30.0	GRIP 30.0	29.5 - 30.6	16	70	3	67	50	70	0.39	M 8 SW 6	10
33.7	GRIP 33.7	33.0 - 34.3	16	60	3	67	55	75	0.40	M 8 SW 6	10
35.0	GRIP 35.0	34.5 - 35.6	16	60	8	63	55	75	0.55	M 8 SW 6	15
38.0	GRIP 38.0	37.5 - 38.6	16	60	8	63	60	80	0.55	M 8 SW 6	15
42.4	GRIP 42.4	41.7 - 43.0	16	50	8	63	65	85	0.56	M 8 SW 6	15
44.5	GRIP 44.5	44.0 - 45.1	16	50	8	63	65	85	0.57	M 8 SW 6	15
48.3	GRIP 48.3	47.6 - 50.5	16	50	8	63	70	90	0.59	M 8 SW 6	15
54.0	GRIP 54.0	53.3 - 54.6	16	50	17	78	75	95	0.77	M 8 SW 6	15
57.0	GRIP 57.0	56.3 - 57.7	16	50	17	78	80	100	0.77	M 8 SW 6	20
60.3	GRIP 60.3	59.5 - 61.0	16	40	17	78	85	105	0.78	M 8 SW 6	20
70.0	GRIP 70.0	69.0 - 71.0	16	40	25	98	90	110	1.38	M 10 SW 8	30
73.0	GRIP 73.0	72.1 - 73.8	16	40	25	98	95	115	1.40	M 10 SW 8	30
76.1	GRIP 76.1	75.2 - 77.0	16	35	25	98	100	120	1.40	M 10 SW 8	30
80.0	GRIP 80.0	79.0 - 80.8	16	35	25	98	100	120	1.44	M 10 SW 8	30
84.0	GRIP 84.0	83.0 - 85.0	16	35	25	98	105	125	1.46	M 10 SW 8	30
88.9	GRIP 88.9	87.0 - 89.9	16	35	25	98	110	130	1.48	M 10 SW 8	30
101.6	GRIP 101.6	100.4 - 102.8	16	35	25	98	125	145	1.62	M 10 SW 8	30
104.0	GRIP 104.0	102.8 - 106.1	16	35	25	98	125	145	1.63	M 10 SW 8	30
108.0	GRIP 108.0	106.8 - 109.2	16	35	25	98	130	150	1.66	M 10 SW 8	30
110.0	GRIP 110.0	108.8 - 111.4	16	35	25	98	130	150	1.71	M 10 SW 8	30
114.3	GRIP 114.3	113.0 - 115.5	16	35	25	98	135	155	1.71	M 10 SW 8	50
129.0	GRIP 129.0	127.6 - 131.1	16	32	35	115	155	185	3.06	M 12 SW 10	50
133.0	GRIP 133.0	131.5 - 134.4	16	32	35	115	160	190	3.16	M 12 SW 10	50
139.7	GRIP 139.7	138.1 - 141.6	16	32	35	115	165	195	3.27	M 12 SW 10	50
141.3	GRIP 141.3	139.6 - 142.8	16	32	35	115	170	200	3.27	M 12 SW 10	50
154.0	GRIP 154.0	152.3 - 156.1	16	32	35	115	180	210	3.39	M 12 SW 10	60
159.0	GRIP 159.0	157.3 - 160.7	16	32	35	115	185	215	3.51	M 12 SW 10	60
168.3	GRIP 168.3	166.5 - 170.1	16	32	35	115	195	225	3.57	M 12 SW 10	60
193.7	GRIP 193.7	192.0 - 196.0	16	32	35	142	225	255	6.8	M 16 SW 14	150
206.0	GRIP 206.0	202.0 - 208.0	16	32	35	142	240	270	7.0	M 16 SW 14	150
219.1	GRIP 219.1	216.0 - 221.0	16	32	35	142	250	280	7.3	M 16 SW 14	150
225.0	GRIP 225.0	222.0 - 227.0	13	26.5	35	142	255	285	7.4	M 16 SW 14	180
229.9	GRIP 229.9	228.0 - 232.0	13	26	35	142	260	290	7.5	M 16 SW 14	180
244.5	GRIP 244.5	242.0 - 247.0	12	24.5	35	142	275	305	7.7	M 16 SW 14	180
254.0	GRIP 254.0	250.0 - 256.0	11.5	22.5	35	142	285	315	7.9	M 16 SW 14	180
267.0	GRIP 267.0	264.0 - 269.0	11	22.5	35	142	300	330	8.2	M 16 SW 14	180
273.0	GRIP 273.0	270.0 - 275.0	11	22	35	142	305	335	8.3	M 16 SW 14	180
306.0	GRIP 306.0	302.0 - 308.0	9.5	19.5	35	142	340	370	8.9	M 16 SW 14	180
323.9	GRIP 323.9	320.0 - 327.0	6.5	13	35	142	355	385	9.2	M 16 SW 14	180
326.0	GRIP 326.0	322.0 - 329.0	6.5	13	35	142	360	390	9.3	M 16 SW 14	180
355.6	GRIP 355.6	352.0 - 359.0	6	12	35	142	390	420	9.8	M 16 SW 14	180
406.4	GRIP 406.4	402.0 - 410.0	4.5	9	35	142	440	470	10.8	M 16 SW 14	180
429.0	GRIP 429.0	426.0 - 431.0	4	8.5	35	142	460	490	11.3	M 16 SW 14	180
442.0	GRIP 442.0	439.0 - 444.0	4	8	35	142	475	505	11.5	M 16 SW 14	180
457.2	GRIP 457.2	454.0 - 459.0	4	8	35	142	490	520	11.8	M 16 SW 14	180
508.0	GRIP 508.0	505.0 - 510.0	2.5	5	35	142	540	570	12.7	M 16 SW 14	180
531.0	GRIP 531.0	528.0 - 534.0	2.5	5	35	142	565	595	13.2	M 16 SW 14	180
558.8	GRIP 558.8	556.0 - 562.0	2	4.5	35	142	590	620	13.7	M 16 SW 14	180
609.6	GRIP 609.6	606.0 - 613.0	1.5	3	35	142	640	670	14.7	M 16 SW 14	180
634.0	GRIP 634.0	631.0 - 637.0	1.5	3	35	142	665	695	15.1	M 16 SW 14	200
711.2	GRIP 711.2	707.0 - 715.0	1.5	2.5	35	142	745	775	16.6	M 16 Sw 14	200

PN¹ (Nominal Pressure) is the max. admissible working pressure in shipbuilding, based on a safety factor of ≥ 4 .

WP² is the max. working pressure in industrial applications, with a safety factor as per NORMA specification.

Technical data & Ordering information

NORMACONNECT® FGR GRIP										
Ø (O.D.)	Designation	W2 Product No.			W4 Product No.			W5 Product No.		
		NBR	EPDM	housing wall thckn.	NBR	EPDM	housing wall thckn.	NBR	EPDM	housing wall thckn.
26.9	GRIP 26.9	0057 8400 026	0578 9100 026	1.0 mm	0578 8500 026	0578 9200 026	1.0 mm	0578 8600 026	0578 9300 026	1.0 mm
28.0	GRIP 28.0	0578 8400 028	0578 9100 028	1.0 mm	0578 8500 028	0578 9200 028	1.0 mm	0578 8600 028	0578 9300 028	1.0 mm
30.0	GRIP 30.0	0578 8400 030	0578 9100 030	1.0 mm	0578 8500 030	0578 9200 030	1.0 mm	0578 8600 030	0578 9300 030	1.0 mm
33.7	GRIP 33.7	0578 8400 033	0578 9100 033	1.0 mm	0578 8500 033	0578 9200 033	1.0 mm	0578 8600 033	0578 9300 033	1.0 mm
35.0	GRIP 35.0	0578 8400 035	0578 9100 035	1.2 mm	0578 8500 035	0578 9200 035	1,2 mm	0578 8600 035	0578 9300 035	1,2 mm
38.0	GRIP 38.0	0578 8400 038	0578 9100 038	1.2 mm	0578 8500 038	0578 9200 038	1.2 mm	0578 8600 038	0578 9300 038	1.2 mm
42.4	GRIP 42.4	0578 8400 042	0578 9100 042	1.2 mm	0578 8500 042	0578 9200 042	1.2 mm	0578 8600 042	0578 9300 042	1.2 mm
44.5	GRIP 44,5	0578 8400 044	0578 9100 044	1.2 mm	0578 8500 044	0578 9200 044	1.2 mm	0578 8600 044	0578 9300 044	1.2 mm
48.3	GRIP 48.3	0578 8400 048	0578 9100 048	1.2 mm	0578 8500 048	0578 9200 048	1.2 mm	0578 8600 048	0578 9300 048	1.2 mm
54.0	GRIP 54.0	0578 8400 054	0578 9100 054	1.2 mm	0578 8500 054	0578 9200 054	1.2 mm	0578 8600 054	0578 9300 054	1.2 mm
57.0	GRIP 57.0	0578 8400 057	0578 9100 057	1.2 mm	0578 8500 057	0578 9200 057	1.2 mm	0578 8600 057	0578 9300 057	1.2 mm
60.3	GRIP 60.3	0578 8400 060	0578 9100 060	1.2 mm	0578 8500 060	0578 9200 060	1.2 mm	0578 8600 060	0578 9300 060	1.2 mm
70.0	GRIP 70.0	0578 8400 070	0578 9100 070	1.2 mm	0578 8500 070	0578 9200 070	1.5 mm	0578 8600 070	0578 9300 070	1.5 mm
73.0	GRIP 73.0	0578 8400 073	0578 9100 073	1.5 mm	0578 8500 073	0578 9200 073	1.5 mm	0578 8600 073	0578 9300 073	1.5 mm
76.1	GRIP 76.1	0578 8400 076	0578 9100 076	1.5 mm	0578 8500 076	0578 9200 076	1.5 mm	0578 8600 076	0578 9300 076	1.5 mm
80.0	GRIP 80.0	0578 8400 080	0578 9100 080	1.5 mm	0578 8500 080	0578 9200 080	1.5 mm	0578 8600 080	0578 9300 080	1.5 mm
84.0	GRIP 84.0	0578 8400 084	0578 9100 084	1.5 mm	0578 8500 084	0578 9200 084	1.5 mm	0578 8600 084	0578 9300 084	1.5 mm
88.9	GRIP 88.9	0578 8400 088	0578 9100 088	1.5 mm	0578 8500 088	0578 9200 088	1.5 mm	0578 8600 088	0578 9300 088	1.5 mm
101.6	GRIP 101.6	0578 8400 101	0578 9100 101	1.5 mm	0578 8500 101	0578 9200 101	1.5 mm	0578 8600 101	0578 9300 101	1.5 mm
104.0	GRIP 104.0	0578 8400 104	0578 9100 104	1.5 mm	0578 8500 104	0578 9200 104	1.5 mm	0578 8600 104	0578 9300 104	1.5 mm
108.0	GRIP 108.0	0578 8400 108	0578 9100 108	1.5 mm	0578 8500 108	0578 9200 108	1.5 mm	0578 8600 108	0578 9300 108	1.5 mm
110.0	GRIP 110.0	0578 8400 110	0578 9100 110	1.5 mm	0578 8500 110	0578 9200 110	1.5 mm	0578 8600 110	0578 9300 110	1.5 mm
114.3	GRIP 114.3	0578 8400 114	0578 9100 114	1.5 mm	0578 8500 114	0578 9200 114	1.5 mm	0578 8600 114	0578 9300 114	1.5 mm
129.0	GRIP 129.0	0578 8400 129	0578 9100 129	2.5 mm	0578 8500 129	0578 9200 129	2.5 mm	0578 8600 129	0578 9300 129	2.5 mm
133.0	GRIP 133.0	0578 8400 133	0578 9100 133	2.5 mm	0578 8500 133	0578 9200 133	2.5 mm	0578 8600 133	0578 9300 133	2.5 mm
139.7	GRIP 139.7	0578 8400 139	0578 9100 139	2.5 mm	0578 8500 139	0578 9200 139	2.5 mm	0578 8600 139	0578 9300 139	2.5 mm
141.3	GRIP 141.3	0578 8400 141	0578 9100 141	2.5 mm	0578 8500 141	0578 9200 141	2.5 mm	0578 8600 141	0578 9300 141	2.5 mm
154.0	GRIP 154.0	0578 8400 154	0578 9100 154	2.5 mm	0578 8500 154	0578 9200 154	2.5 mm	0578 8600 154	0578 9300 154	2.5 mm
159.0	GRIP 159.0	0578 8400 159	0578 9100 159	2.5 mm	0578 8500 159	0578 9200 159	2.5 mm	0578 8600 159	0578 9300 159	2.5 mm
168.3	GRIP 168.3	0578 8400 168	0578 9100 168	2.5 mm	0578 8500 168	0578 9200 168	2.5 mm	0578 8600 168	0578 9300 168	2.5 mm
193.7	GRIP 193.7	0577 840. ...	0577 810. ...	3.0 mm	0577 850. ...	0577 820. ...	3.0 mm	0577 860. ...	0577 830. ...	3.0 mm
206.0	GRIP 206.0	0577 840. ...	0577 810. ...	3.0 mm	0577 850. ...	0577 820. ...	3.0 mm	0577 860. ...	0577 830. ...	3.0 mm
219.1	GRIP 219.1	0577 840. ...	0577 810. ...	3.0 mm	0577 850. ...	0577 820. ...	3.0 mm	0577 860. ...	0577 830. ...	3.0 mm
225.0	GRIP 225.0	0577 840. ...	0577 810. ...	3.0 mm	0577 850. ...	0577 820. ...	3.0 mm	0577 860. ...	0577 830. ...	3.0 mm
229.9	GRIP 229.9	0577 840. ...	0577 810. ...	3.0 mm	0577 850. ...	0577 820. ...	3.0 mm	0577 860. ...	0577 830. ...	3.0 mm
244.5	GRIP 244.5	0577 840. ...	0577 810. ...	3.0 mm	0577 850. ...	0577 820. ...	3.0 mm	0577 860. ...	0577 830. ...	3.0 mm
254.0	GRIP 254.0	0577 840. ...	0577 810. ...	3.0 mm	0577 850. ...	0577 820. ...	3.0 mm	0577 860. ...	0577 830. ...	3.0 mm
267.0	GRIP 267.0	0577 840. ...	0577 810. ...	3.0 mm	0577 850. ...	0577 820. ...	3.0 mm	0577 860. ...	0577 830. ...	3.0 mm
273.0	GRIP 273.0	0577 840. ...	0577 810. ...	3.0 mm	0577 850. ...	0577 820. ...	3.0 mm	0577 860. ...	0577 830. ...	3.0 mm
306.0	GRIP 306.0	0577 840. ...	0577 810. ...	3.0 mm	0577 850. ...	0577 820. ...	3.0 mm	0577 860. ...	0577 830. ...	3.0 mm
323.9	GRIP 323.9	0577 840. ...	0577 810. ...	3.0 mm	0577 850. ...	0577 820. ...	3.0 mm	0577 860. ...	0577 830. ...	3.0 mm
326.0	GRIP 326.0	0577 840. ...	0577 810. ...	3.0 mm	0577 850. ...	0577 820. ...	3.0 mm	0577 860. ...	0577 830. ...	3.0 mm
355.6	GRIP 355.6	0577 840. ...	0577 810. ...	3.0 mm	0577 850. ...	0577 820. ...	3.0 mm	0577 860. ...	0577 830. ...	3.0 mm
406.4	GRIP 406.4	0577 840. ...	0577 810. ...	3.0 mm	0577 850. ...	0577 820. ...	3.0 mm	0577 860. ...	0577 830. ...	3.0 mm
429.0	GRIP 429.0	0577 840. ...	0577 810. ...	3.0 mm	0577 850. ...	0577 820. ...	3.0 mm	0577 860. ...	0577 830. ...	3.0 mm
442.0	GRIP 442.0	0577 840. ...	0577 810. ...	3.0 mm	0577 850. ...	0577 820. ...	3.0 mm	0577 860. ...	0577 830. ...	3.0 mm
457.2	GRIP 457.2	0577 840. ...	0577 810. ...	3.0 mm	0577 850. ...	0577 820. ...	3.0 mm	0577 860. ...	0577 830. ...	3.0 mm
508.0	GRIP 508.0	0577 840. ...	0577 810. ...	3.0 mm	0577 850. ...	0577 820. ...	3.0 mm	0577 860. ...	0577 830. ...	3.0 mm
531.0	GRIP 531.0	0577 840. ...	0577 810. ...	3.0 mm	0577 850. ...	0577 820. ...	3.0 mm	0577 860. ...	0577 830. ...	3.0 mm
558.8	GRIP 558.8	0577 840. ...	0577 810. ...	3.0 mm	0577 850. ...	0577 820. ...	3.0 mm	0577 860. ...	0577 830. ...	3.0 mm
609.6	GRIP 609.6	0577 840. ...	0577 810. ...	3.0 mm	0577 850. ...	0577 820. ...	3.0 mm	0577 860. ...	0577 830. ...	3.0 mm
634.0	GRIP 634.0	0577 840. ...	0577 810. ...	3.0 mm	0577 850. ...	0577 820. ...	3.0 mm	0577 860. ...	0577 830. ...	3.0 mm
711.2	GRIP 711.2	0577 840. ...	0577 810. ...	3.0 mm	0577 850. ...	0577 820. ...	3.0 mm	0577 860. ...	0577 830. ...	3.0 mm

... = Ø without decimals in mm

GRIP E



NORMACONNECT® GRIP E axial restraint pipe couplings are used to connect metal pipes.

Advantages at a glance

- Hollow trunnions for low pressure applications from diameter 168.3.

Materials

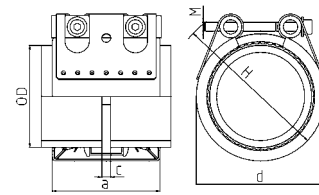
- W2, W4, W5

NORMACONNECT® FGR GRIP E

Ø (O.D.)	Designation	Clamping ranges	PN ¹	WP ²	C max	Dimensions			Weight	Hex socket locking bolts	
		O _{dmin} - O _{dmax}	[bar]	[bar]	(mm)	a (mm)	d (mm)	H (mm)	approx. (kg/pc.)	Thread	Tightening torque (Nm)
26.9	GRIP E 26.9	26.4 - 27.5	16	70	3	67	50	70	0.32	M 8 SW 6	10
28.0	GRIP E 28.0	27.5 - 28.5	16	70	3	67	50	70	0.32	M 8 SW 6	10
30.0	GRIP E 30.0	29.5 - 30.6	16	70	3	67	50	70	0.32	M 8 SW 6	10
33.7	GRIP E 33.7	33.0 - 34.3	16	60	3	67	55	75	0.33	M 8 SW 6	10
35.0	GRIP E 35.0	34.5 - 35.6	16	60	8	63	55	75	0.45	M 8 SW 6	15
38.0	GRIP E 38.0	37.5 - 38.6	16	60	8	63	60	80	0.45	M 8 SW 6	15
42.4	GRIP E 42.4	41.7 - 43.0	16	50	8	63	65	85	0.46	M 8 SW 6	15
44.5	GRIP E 44.5	44.0 - 45.1	16	50	8	63	65	85	0.47	M 8 SW 6	15
48.3	GRIP E 48.3	47.6 - 50.5	16	50	8	63	70	90	0.48	M 8 SW 6	15
54.0	GRIP E 54.0	53.3 - 54.6	16	50	17	78	75	95	0.62	M 8 SW 6	15
57.0	GRIP E 57.0	56.3 - 57.7	16	50	17	78	80	100	0.63	M 8 SW 6	20
60.3	GRIP E 60.3	59.5 - 61.0	16	40	17	78	85	105	0.64	M 8 SW 6	20
70.0	GRIP E 70.0	69.0 - 71.0	16	40	25	98	90	110	1.21	M 10 SW 8	30
73.0	GRIP E 73.0	72.1 - 73.8	16	40	25	98	95	115	1.23	M 10 SW 8	30
76.1	GRIP E 76.1	75.2 - 77.0	16	35	25	98	100	120	1.23	M 10 SW 8	30
80.0	GRIP E 80.0	79.0 - 80.8	16	35	25	98	100	120	1.27	M 10 SW 8	30
84.0	GRIP E 84.0	83.0 - 85.0	16	35	25	98	105	125	1.29	M 10 SW 8	30
88.9	GRIP E 88.9	87.0 - 89.9	16	35	25	98	110	130	1.31	M 10 SW 8	30
101.6	GRIP E 101.6	100.4 - 102.8	16	35	25	98	125	145	1.45	M 10 SW 8	30
104.0	GRIP E 104.0	102.8 - 106.1	16	35	25	98	125	145	1.46	M 10 SW 8	30
108.0	GRIP E 108.0	106.8 - 109.2	16	35	25	98	130	150	1.49	M 10 SW 8	30
110.0	GRIP E 110.0	108.8 - 111.4	16	35	25	98	130	150	1.54	M 10 SW 8	30
114.3	GRIP E 114.3	113.0 - 115.5	16	35	25	98	135	155	1.54	M 10 SW 8	50
129.0	GRIP E 129.0	127.6 - 131.1	16	32	35	115	155	185	2.83	M 12 SW 10	50
133.0	GRIP E 133.0	131.5 - 134.4	16	32	35	115	160	190	2.93	M 12 SW 10	50
139.7	GRIP E 139.7	138.1 - 141.6	16	32	35	115	165	195	3.04	M 12 SW 10	50
141.3	GRIP E 141.3	139.6 - 142.8	16	32	35	115	170	200	3.04	M 12 SW 10	50
154.0	GRIP E 154.0	152.3 - 156.1	16	32	35	115	180	210	3.17	M 12 SW 10	60
159.0	GRIP E 159.0	157.3 - 160.7	16	32	35	115	185	215	3.28	M 12 SW 10	60
168.3	GRIP E 168.3	166.5 - 170.1	16	32	35	115	195	225	3.35	M 12 SW 10	60
193.7	GRIP E 193.7	192.0 - 196.0	10	20	35	141	225	255	6.2	M 16 SW 14	100
206.0	GRIP E 206.0	202.0 - 208.0	10	20	35	141	240	270	6.5	M 16 SW 14	100
219.1	GRIP E 219.1	216.0 - 221.0	10	20	35	141	250	280	6.7	M 16 SW 14	100
225.0	GRIP E 225.0	222.0 - 227.0	10	16	35	140	255	285	6.2	M 16 SW 14	100
229.9	GRIP E 229.9	228.0 - 232.0	5.5	16	35	140	260	290	6.3	M 16 SW 14	100
244.5	GRIP E 244.5	242.0 - 247.0	5.5	15	35	140	275	305	6.5	M 16 SW 14	100
254.0	GRIP E 254.0	250.0 - 256.0	5.5	14	35	140	285	315	6.6	M 16 SW 14	100
267.0	GRIP E 267.0	264.0 - 269.0	5.5	13.5	35	140	300	330	6.8	M 16 SW 14	100
273.0	GRIP E 273.0	270.0 - 275.0	5.5	13	35	140	305	335	6.9	M 16 SW 14	100
306.0	GRIP E 306.0	302.0 - 308.0	5.5	10.5	35	140	340	370	7.4	M 16 SW 14	120
323.9	GRIP E 323.9	320.0 - 327.0	3	9.5	35	140	355	385	7.7	M 16 SW 14	120
326.0	GRIP E 326.0	322.0 - 329.0	3	9.5	35	140	360	390	7.7	M 16 SW 14	120
355.6	GRIP E 355.6	352.0 - 359.0	2.7	8.5	35	140	390	420	8.2	M 16 SW 14	120
406.4	GRIP E 406.4	402.0 - 410.0	2.5	7.0	35	140	440	470	8.9	M 16 SW 14	120
429.0	GRIP E 429.0	426.0 - 431.0	2.5	6.5	35	140	460	490	9.3	M 16 SW 14	120
442.0	GRIP E 442.0	439.0 - 444.0	2.5	6.5	35	140	475	505	9.5	M 16 SW 14	140
457.2	GRIP E 457.2	454.0 - 459.0	2.5	6.0	35	140	490	520	9.7	M 16 SW 14	140
508.0	GRIP E 508.0	505.0 - 510.0	2	4.0	35	140	540	570	10.5	M 16 SW 14	140
531.0	GRIP E 531.0	528.0 - 534.0	1.5	4.0	35	140	565	595	10.8	M 16 SW 14	140
558.8	GRIP E 558.8	556.0 - 562.0	1.5	3.5	35	140	590	620	11.3	M 16 SW 14	140
609.6	GRIP E 609.6	606.0 - 613.0	1	2.0	35	140	640	670	12.0	M 16 SW 14	140

PN¹ (Nominal Pressure) is the max. admissible working pressure in shipbuilding, based on a safety factor of ≥ 4.
 WP² is the max. working pressure in industrial applications, with a safety factor as per NORMA specification.

Technical data & Ordering information



NORMACONNECT® FGR GRIP E										
Ø (O.D.)	Designation	W2 Product No.			W4 Product No.			W5 Product No.		
		NBR	EPDM	housing wall thic kn.	NBR	EPDM	housing wall thic kn.	NBR	EPDM	housing wall thic kn.
26.9	GRIP E 26.9	0579 8400 026	0579 9100 026	1.0 mm	0579 8500 026	0579 9200 026	1.0 mm	0579 8600 026	0579 9300 026	1.0 mm
28.0	GRIP E 28.0	0579 8400 028	0579 9100 028	1.0 mm	0579 8500 028	0579 9200 028	1.0 mm	0579 8600 028	0579 9300 028	1.0 mm
30.0	GRIP E 30.0	0579 8400 030	0579 9100 030	1.0 mm	0579 8500 030	0579 9200 030	1.0 mm	0579 8600 030	0579 9300 030	1.0 mm
33.7	GRIP E 33.7	0579 8400 033	0579 9100 033	1.0 mm	0579 8500 033	0579 9200 033	1.0 mm	0579 8600 033	0579 9300 033	1.0 mm
35.0	GRIP E 35.0	0579 8400 035	0579 9100 035	1.2 mm	0579 8500 035	0579 9200 035	1.2 mm	0579 8600 035	0579 9300 035	1.2 mm
38.0	GRIP E 38.0	0579 8400 038	0579 9100 038	1.2 mm	0579 8500 038	0579 9200 038	1.2 mm	0579 8600 038	0579 9300 038	1.2 mm
42.4	GRIP E 42.4	0579 8400 042	0579 9100 042	1.2 mm	0579 8500 042	0579 9200 042	1.2 mm	0579 8600 042	0579 9300 042	1.2 mm
44.5	GRIP E 44.5	0579 8400 044	0579 9100 044	1.2 mm	0579 8500 044	0579 9200 044	1.2 mm	0579 8600 044	0579 9300 044	1.2 mm
48.3	GRIP E 48.3	0579 8400 048	0579 9100 048	1.2 mm	0579 8500 048	0579 9200 048	1.2 mm	0579 8600 048	0579 9300 048	1.2 mm
54.0	GRIP E 54.0	0579 8400 054	0579 9100 054	1.2 mm	0579 8500 054	0579 9200 054	1.2 mm	0579 8600 054	0579 9300 054	1.2 mm
57.0	GRIP E 57.0	0579 8400 057	0579 9100 057	1.2 mm	0579 8500 057	0579 9200 057	1.2 mm	0579 8600 057	0579 9300 057	1.2 mm
60.3	GRIP E 60.3	0579 8400 060	0579 9100 060	1.2 mm	0579 8500 060	0579 9200 060	1.2 mm	0579 8600 060	0579 9300 060	1.2 mm
70.0	GRIP E 70.0	0579 8400 070	0579 9100 070	1.5 mm	0579 8500 070	0579 9200 070	1.5 mm	0579 8600 070	0579 9300 070	1.5 mm
73.0	GRIP E 73.0	0579 8400 073	0579 9100 073	1.5 mm	0579 8500 073	0579 9200 073	1.5 mm	0579 8600 073	0579 9300 073	1.5 mm
76.1	GRIP E 76.1	0579 8400 076	0579 9100 076	1.5 mm	0579 8500 076	0579 9200 076	1.5 mm	0579 8600 076	0579 9300 076	1.5 mm
80.0	GRIP E 80.0	0579 8400 080	0579 9100 080	1.5 mm	0579 8500 080	0579 9200 080	1.5 mm	0579 8600 080	0579 9300 080	1.5 mm
84.0	GRIP E 84.0	0579 8400 084	0579 9100 084	1.5 mm	0579 8500 084	0579 9200 084	1.5 mm	0579 8600 084	0579 9300 084	1.5 mm
88.9	GRIP E 88.9	0579 8400 088	0579 9100 088	1.5 mm	0579 8500 088	0579 9200 088	1.5 mm	0579 8600 088	0579 9300 088	1.5 mm
101.6	GRIP E 101.6	0579 8400 101	0579 9100 101	1.5 mm	0579 8500 101	0579 9200 101	1.5 mm	0579 8600 101	0579 9300 101	1.5 mm
104.0	GRIP E 104.0	0579 8400 104	0579 9100 104	1.5 mm	0579 8500 104	0579 9200 104	1.5 mm	0579 8600 104	0579 9300 104	1.5 mm
108.0	GRIP E 108.0	0579 8400 108	0579 9100 108	1.5 mm	0579 8500 108	0579 9200 108	1.5 mm	0579 8600 108	0579 9300 108	1.5 mm
110.0	GRIP E 110.0	0579 8400 110	0579 9100 110	1.5 mm	0579 8500 110	0579 9200 110	1.5 mm	0579 8600 110	0579 9300 110	1.5 mm
114.3	GRIP E 114.3	0579 8400 114	0579 9100 114	1.5 mm	0579 8500 114	0579 9200 114	1.5 mm	0579 8600 114	0579 9300 114	1.5 mm
129.0	GRIP E 129.0	0579 8400 129	0579 9100 129	2.5 mm	0579 8500 129	0579 9200 129	2.5 mm	0579 8600 129	0579 9300 129	2.5 mm
133.0	GRIP E 133.0	0579 8400 133	0579 9100 133	2.5 mm	0579 8500 133	0579 9200 133	2.5 mm	0579 8600 133	0579 9300 133	2.5 mm
139.7	GRIP E 139.7	0579 8400 139	0579 9100 139	2.5 mm	0579 8500 139	0579 9200 139	2.5 mm	0579 8600 139	0579 9300 139	2.5 mm
141.3	GRIP E 141.3	0579 8400 141	0579 9100 141	2.5 mm	0579 8500 141	0579 9200 141	2.5 mm	0579 8600 141	0579 9300 141	2.5 mm
154.0	GRIP E 154.0	0579 8400 154	0579 9100 154	2.5 mm	0579 8500 154	0579 9200 154	2.5 mm	0579 8600 154	0579 9300 154	2.5 mm
159.0	GRIP E 159.0	0579 8400 159	0579 9100 159	2.5 mm	0579 8500 159	0579 9200 159	2.5 mm	0579 8600 159	0579 9300 159	2.5 mm
168.3	GRIP E 168.3	0579 8400 168	0579 9100 168	2.5 mm	0579 8500 168	0579 9200 168	2.5 mm	0579 8600 168	0579 9300 168	2.5 mm
193.7	GRIP E 193.7	0574 840. ...	0574 810. ...	2.5 mm	0574 850. ...	0574 820. ...	2.5 mm	0574 860. ...	0574 830. ...	2.5 mm
206.0	GRIP E 206.0	0574 840. ...	0574 810. ...	2.5 mm	0574 850. ...	0574 820. ...	2.5 mm	0574 860. ...	0574 830. ...	2.5 mm
219.1	GRIP E 219.1	0574 840. ...	0574 810. ...	2.0 mm	0574 850. ...	0574 820. ...	2.5 mm	0574 860. ...	0574 830. ...	2.5 mm
225.0	GRIP E 225.0	0574 840. ...	0574 810. ...	2.0 mm	0574 850. ...	0574 820. ...	2.5 mm	0574 860. ...	0574 830. ...	2.5 mm
229.9	GRIP E 229.9	0574 840. ...	0574 810. ...	2.0 mm	0574 850. ...	0574 820. ...	2.5 mm	0574 860. ...	0574 830. ...	2.5 mm
244.5	GRIP E 244.5	0574 840. ...	0574 810. ...	2.0 mm	0574 850. ...	0574 820. ...	2.5 mm	0574 860. ...	0574 830. ...	2.5 mm
254.0	GRIP E 254.0	0574 840. ...	0574 810. ...	2.0 mm	0574 850. ...	0574 820. ...	2.5 mm	0574 860. ...	0574 830. ...	2.5 mm
267.0	GRIP E 267.0	0574 840. ...	0574 810. ...	2.0 mm	0574 850. ...	0574 820. ...	2.5 mm	0574 860. ...	0574 830. ...	2.5 mm
273.0	GRIP E 273.0	0574 840. ...	0574 810. ...	2.0 mm	0574 850. ...	0574 820. ...	2.5 mm	0574 860. ...	0574 830. ...	2.5 mm
306.0	GRIP E 306.0	0574 840. ...	0574 810. ...	2.0 mm	0574 850. ...	0574 820. ...	2.5 mm	0574 860. ...	0574 830. ...	2.5 mm
323.9	GRIP E 323.9	0574 840. ...	0574 810. ...	2.0 mm	0574 850. ...	0574 820. ...	2.5 mm	0574 860. ...	0574 830. ...	2.5 mm
326.0	GRIP E 326.0	0574 840. ...	0574 810. ...	2.0 mm	0574 850. ...	0574 820. ...	2.5 mm	0574 860. ...	0574 830. ...	2.5 mm
355.6	GRIP E 355.6	0574 840. ...	0574 810. ...	2.0 mm	0574 850. ...	0574 820. ...	2.5 mm	0574 860. ...	0574 830. ...	2.5 mm
406.4	GRIP E 406.4	0574 840. ...	0574 810. ...	2.0 mm	0574 850. ...	0574 820. ...	2.5 mm	0574 860. ...	0574 830. ...	2.5 mm
429.0	GRIP E 429.0	0574 840. ...	0574 810. ...	2.0 mm	0574 850. ...	0574 820. ...	2.5 mm	0574 860. ...	0574 830. ...	2.5 mm
442.0	GRIP E 442.0	0574 840. ...	0574 810. ...	2.0 mm	0574 850. ...	0574 820. ...	2.5 mm	0574 860. ...	0574 830. ...	2.5 mm
457.2	GRIP E 457.2	0574 840. ...	0574 810. ...	2.0 mm	0574 850. ...	0574 820. ...	2.5 mm	0574 860. ...	0574 830. ...	2.5 mm
508.0	GRIP E 508.0	0574 840. ...	0574 810. ...	2.0 mm	0574 850. ...	0574 820. ...	2.5 mm	0574 860. ...	0574 830. ...	2.5 mm
531.0	GRIP E 531.0	0574 840. ...	0574 810. ...	2.0 mm	0574 850. ...	0574 820. ...	2.5 mm	0574 860. ...	0574 830. ...	2.5 mm
558.8	GRIP E 558.8	0574 840. ...	0574 810. ...	2.0 mm	0574 850. ...	0574 820. ...	2.5 mm	0574 860. ...	0574 830. ...	2.5 mm
609.6	GRIP E 609.6	0574 840. ...	0574 810. ...	2.0 mm	0574 850. ...	0574 820. ...	2.5 mm	0574 860. ...	0574 830. ...	2.5 mm

... = Ø without decimals in mm