


# Eurocard: **GMD - GMH**



## INTRODUCTION

- Stepping motor drives series with Step & Direction interface and realized with SMD technology in single EUROCARD format card (100×160 mm).
- System backward-compatible with the previous series (with PTH technology) equipped with a 32 pole, DIN 41612 form D connector. Drives designed to be assembled inside a RACK complete with motherboard.
- Target: multi-axes applications requiring backward-compatibility with the previous series.

## HIGHLIGHTS

- Mechanical, electric and applicative backward-compatibility with the previous series drives.
- Electronic damping facility for further acoustic noise and mechanic vibrations reduction at low and medium speed.
- Standard input and output signals facilitate the interface with the most common control systems.
- Particular care dedicated to obtain top performance and low power losses for both the card and the motor, limiting the need for forced ventilation.

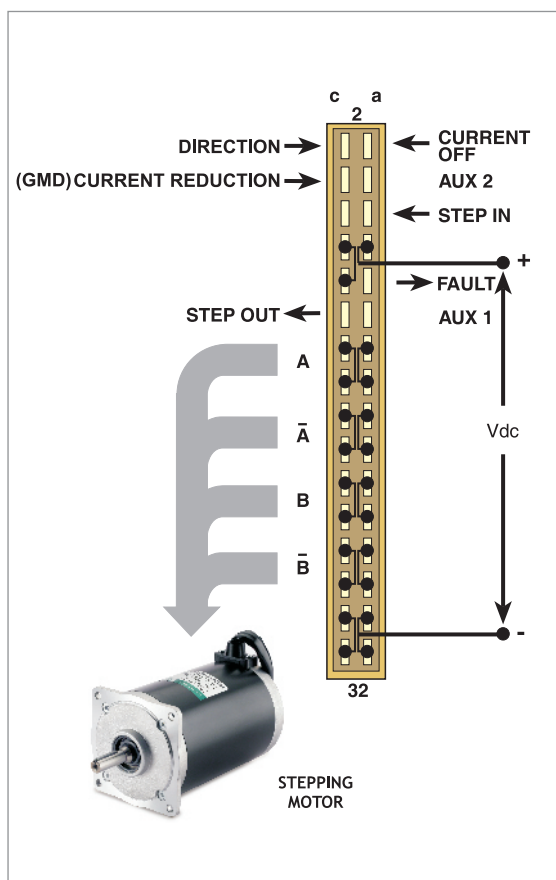
Series	Model	V <sub>DC</sub> range (Volt)	I <sub>NP</sub> min. (Peak value) (Amp)	I <sub>NP</sub> max. (Peak value) (Amp)	Dimensions (mm)
GMD	02	55 to 85	1.6	6.0	100x160x45
GMD	03	55 to 85	4.0	10.0	100x160x45
GMD	04	95 to 140	5.0	12.0	100x160x51
GMD	06	160 to 190	5.0	12.0	100x160x51
GMH	05	55 to 85	1.6	3.0	100x160x30
GMH	06	55 to 85	3.5	6.0	100x160x30
GMH	07	55 to 85	7.0	12.0	100x160x45
GMH	09	100 to 180	7.0	12.0	100x160x51

## TECHNICAL FEATURES

- Range of operating voltage: 55-190 V<sub>DC</sub> (GMD series) and 55-180 V<sub>DC</sub> (GMH series).
- Range of current: 1.6-12 Amp.
  - Setting up to eight possible values by means of dip-switches (GMD series).
  - Setting up to four possible values by means of dip-switches (GMH series).
- Microstepping: 200, 400 or 800 steps /revolution (GMD series).  
Microstepping: 400, 800, 1600, 3200 and 500, 1000, 2000, 4000 steps /revolution (GMH series).  
Setting by means of dip- switches.
- Automatic current reduction at motor standstill.
- Possibility to switch off motor current with an external logic signal.
- Protections:
  - Protection against under-voltage and over-voltage.
  - Protection against a short-circuit at motor outputs.
  - Overheating protection.
- Operation with a single external power supply.
- Electronic resonance damping facility.
- Two separated and co-working electronic circuits to ensure acoustic noise and mechanical vibration reduction at low and medium speed.
- Warranty: 24 months.

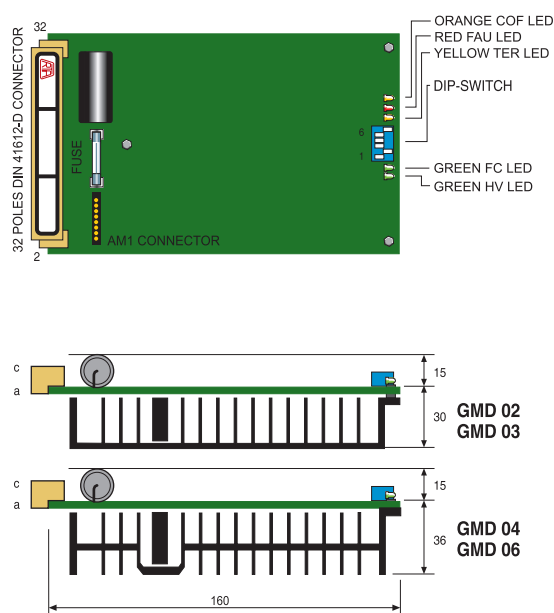


## POWER AND LOGIC CONNECTIONS

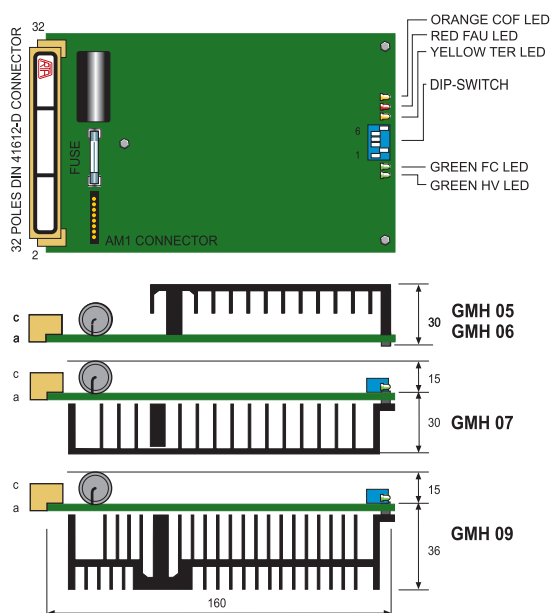


## MECHANICAL DIMENSIONS

### GMD SERIES



### GMH SERIES



Dimensions in millimeters - Not in scale.