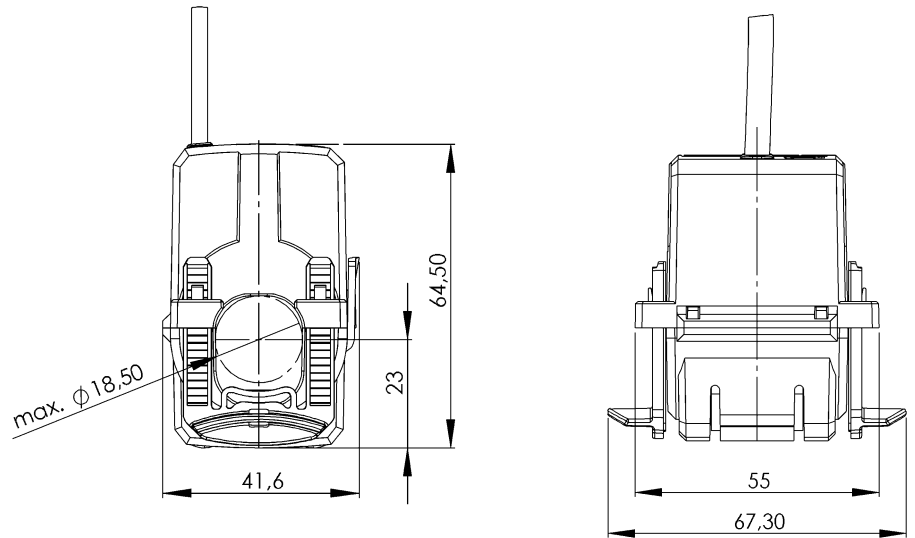


## KBR 18 Split-core current transformer



### Dimensions:

Round conductor: 18 mm  
 Transformer width: 41.6 mm  
 Transformer height: 64.5 mm  
 Transformer depth incl. fixing clasps: 67.3 mm

### General technical specifications:

Thermal nominal continuous rated current  $I_{cth}$ :  $1.2 \times I_N$   
 Thermal nominal short-time current  $I_{th}$ :  $60 \times I_N$ , 1 Sek.  
 Maximum operating voltage  $U_m$ : 0.72 kV  
 Isolation test voltage: 3 kV,  $U_{eff}$ , 50 Hz, 1 min.  
 Rated frequency: 50 Hz  
 Isolation class: E  
 Applicable technical standards: DIN EN 60044/1  
 VDE 0414 Teil 1

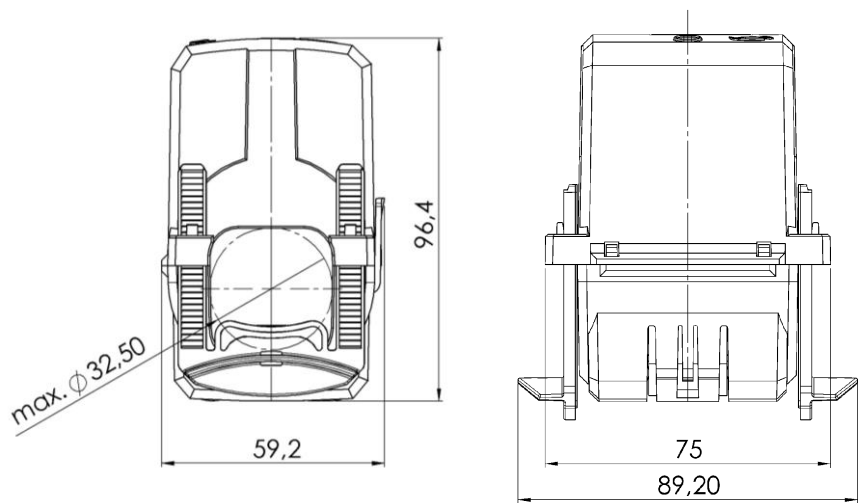
### Further information about our new split-core current transformer KBR 18:

- Split-core current transformers are mainly used for an easy fitment and subsequent assembly into an already existing installation, without separating the primary conductor.
- The compact split-core current transformer KBR 18 has been developed to have easy access in already existing installations.
- Due to the „click“-system and the fixing-clasps even a one-hand mounting is possible.
- The delivery follows with 2.5 m connection cable  $2 \times 0.75 \text{ mm}^2$  (color coded; S1 = brown; S2 = blue). Other lengths of the connection cables are possible on request.
- For the use as a current sensor the KBR 18 is optionally deliverable with a voltage output of 0 – 333 mV (Min. burden resistance  $\geq 1 \text{ k}\Omega$ ).
- Operating temperature:  $-5^\circ\text{C} < T < +50^\circ\text{C}$
- Storage temperature:  $-25^\circ\text{C} < T < +70^\circ\text{C}$

## Order list

Output		1 A AC		0...333 mV AC	
Primary current [ A ]	Burden [ VA ]	Accuracy class		Primary current [ A ]	Accuracy class
		3FS5	1FS5		1
		Art.-no.	Art.-no.		Art.-no.
50	1	18-0001		50	18-1001
75	1	18-0006		75	18-1006
100	1.25	18-0011		100	18-1011
125	1.5	18-0016		125	18-1016
150	2	18-0021		150	18-1021
200	1		18-0027	200	181026
	3	18-0026			
250	1.5		18-0032	250	18-1031
	4	18-0031			

## KBR 32 Split-core current transformer



### Dimensions:

Round conductor: 32.5 mm  
 Transformer width: 59.2 mm  
 Transformer height: 96.4 mm  
 Transformer depth incl. fixing clasps: 89.2 mm

### General technical specifications:

Thermal nominal continuous rated current  $I_{cth}$ :  $1.2 \times I_N$   
 Thermal nominal short-time current  $I_{th}$ :  $60 \times I_N$ , 1 Sek.  
 Maximum operating voltage  $U_m$ : 0.72 kV  
 Isolation test voltage: 3 kV,  $U_{eff}$ , 50 Hz, 1 min.  
 Rated frequency: 50 Hz  
 Isolation class: E  
 Applicable technical standards: DIN EN 60044/1  
 VDE 0414 Teil 1

### Further information about our new split-core current transformer KBR 32:

- Split-core current transformers are mainly used for an easy fitment and subsequent assembly into an already existing installation, without separating the primary conductor.
- The compact split-core current transformer KBR 32 has been developed to have easy access in already existing installations.
- Due to the „click“-system and the fixing-clasps even a one-hand mounting is possible.
- The KBR 32 with secondary 1A will be delivered with 2.5 m connection cable  $2 \times 0.75 \text{ mm}^2$  (color coded; S1 = brown; S2 = blue). Other lengths of the connection cables are possible on request. The secondary 5A – version will be delivered with 0.5m connection cable  $2 \times 1.5 \text{ mm}^2$ .
- For the use as a current sensor the KBR 32 is optionally deliverable with a voltage output of 0 – 333 mV (min. burden resistance  $\geq 1 \text{ k}\Omega$ ).  
 Moreover the KBR 32 is deliverable as a measuring transducer with a measuring output of 4...20 mA DC.
- Operating temperature:  $-5^\circ\text{C} < T < +50^\circ\text{C}$
- Storage temperature:  $-25^\circ\text{C} < T < +70^\circ\text{C}$

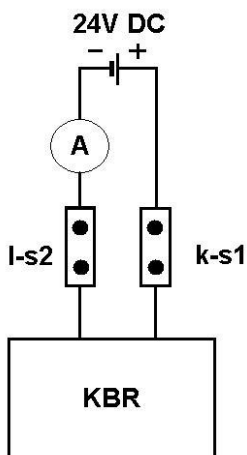
## Order list

Secondary current		5A		1A		Output signal	0...333 mV AC	4...20 mA DC
Primary-current [ A ]	Burden [ VA ]	Accuracy class		Accuracy class		Primary-current [ A ]	Accuracy class	Accuracy class
		3FS5	1FS5	3FS5	1FS5		1	1
		Art.-no.	Art.-no.	Art.-no.	Art.-no.		Art.-no.	Art.-no.
100	1.5	32-5011				100	32-1011	32-2011
	2.5			32-0011				
125	2.5	32-5016				125	32-1016	32-2016
	3			32-0016				
150	3	32-5021		32-0021		150	32-1021	32-2021
200	3	32-5026				200	32-1026	32-2026
	5			32-0026				
250	3	32-5031				250	32-1031	32-2031
	5			32-0031				
300	2.5		32-5035			300	32-1034	32-2034
	5				32-0035			
400	5		32-5037		32-0037	400	32-1036	32-2036
500	5		32-5039		32-0039	500	32-1038	32-2038
600	5		32-5041		32-0041	600	32-1040	32-2040

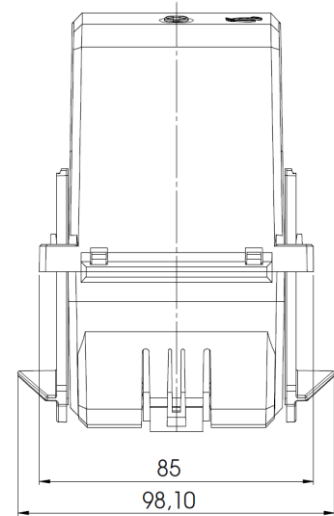
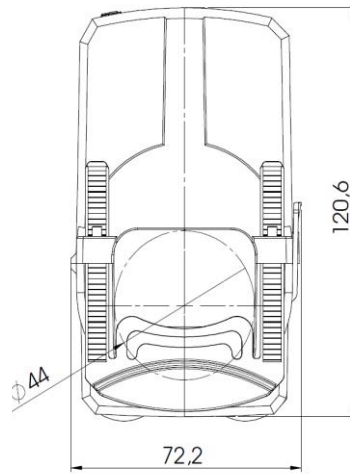
### Technical characteristics for the KBR with output signal 4...20 mA:

- 2-wire connection, auxiliary power via output circuit
- Auxiliary power: 24 V DC  $\pm$  15 %,  $P_V = \text{max. } 1 \text{ VA}$
- Load-independent DC current: Live-zero, 4...20 mA
- External resistance: max. 300  $\Omega$
- Current limit under overload: < 30 mA
- Residual ripple of the output current:  $\leq 1 \%$  p.p.
- Response time: < 300 ms

### Wiring diagram of the KBR 32 (4...20 mA):



## KBR 44 Split-core current transformer



### Dimensions:

Round conductor: 44 mm  
 Transformer width: 72.2 mm  
 Transformer height: 120.6 mm  
 Transformer depth incl. fixing clasps: 98.1 mm

### General technical specifications:

Thermal nominal continuous rated current  $I_{cth}$ :  $1.2 \times I_N$   
 Thermal nominal short-time current  $I_{th}$ :  $60 \times I_N$ , 1 sec.  
 Maximum operating voltage  $U_m$ : 0.72 kV  
 Isolation test voltage: 3 kV,  $U_{eff}$ , 50 Hz, 1 min.  
 Rated frequency: 50 Hz  
 Isolation class: E  
 Applicable technical standards: DIN EN 60044/1  
 VDE 0414 Teil 1

### Further information about our new split-core current transformer KBR 44:

- Split-core current transformers are mainly used for an easy fitment and subsequent assembly into an already existing installation, without separating the primary conductor.
- The compact split-core current transformer KBR 44 has been developed to have easy access in already existing installations.
- Due to the „click“-system and the fixing-clasps even a one-hand mounting is possible.
- The KBR 44 with secondary 1A will be delivered with 2.5 m connection cable  $2 \times 0.75 \text{ mm}^2$  (color coded; S1 = brown; S2 = blue). Other lengths of the connection cables are possible on request.  
The secondary 5A – version will be delivered with 0.5m connection cable  $2 \times 1.5 \text{ mm}^2$ .
- For the use as a current sensor the KBR 44 is optionally deliverable with a voltage output of 0 – 333 mV (min. burden resistance  $\geq 1 \text{ k}\Omega$ ).  
Moreover the KBR 44 is deliverable as a measuring transducer with a measuring output of 4...20 mA DC.
- Operating temperature:  $-5^\circ\text{C} < T < +50^\circ\text{C}$
- Storage temperature:  $-25^\circ\text{C} < T < +70^\circ\text{C}$

## Order list

Secondary current		5A	1A	Output signal	0...333 mV AC	4...20 mA DC
Primary current [ A ]	Burden [ VA ]	Accuracy class	Accuracy class	Primary current [ A ]	Accuracy class	Accuracy class
		1FS5	1FS5		1	1
		Best.-Nr.	Best.-Nr.			Best.-Nr.
250	1.5	44-5001		250	44-1001	44-2001
	2.5		44-0001			
300	2.5	44-5006	44-0006	300	44-1006	44-2006
400	5	44-5011	44-0011	400	44-1011	44-2011
500	5	44-5016	44-0016	500	44-1016	44-2016
600	5	44-5021	44-0021	600	44-1021	44-2021
750	5	44-5026	44-0026	750	44-1026	44-2026
800	5	44-5031	44-0031	800	44-1031	44-2031
1000	5	44-5036	44-0036	1000	44-1036	44-2036

## Technical characteristics for the KBR with output signal 4...20 mA:

- 2-wire connection, auxiliary power via output circuit
- Auxiliary power: 24 V DC  $\pm$  15 %,  $P_V = \text{max. } 1 \text{ VA}$
- Load-independent DC current: Live-zero, 4...20 mA
- External resistance: max. 300  $\Omega$
- Current limit under overload: < 30 mA
- Residual ripple of the output current:  $\leq 1 \%$  p.p.
- Response time: < 300 ms

## Wiring diagram of the KBR 44 (4...20 mA):

