


## RP7517A, B Electronic-Pneumatic Transducers

### SPECIFICATION DATA



### GENERAL

The RP7517A, B Electronic-Pneumatic Transducers are used in electronic-pneumatic control systems to convert a proportional electric output signal from a controller into a direct-acting, proportional pneumatic signal.

The RP7517A is powered by the control signal. It is available with a cover or without a cover for panel mounting (the panel model has a higher pressure output than the cover model and is approximately equal to the RP7517B in branchline buildup).

The RP7517B (used with Excel) has an internal amplifier and requires a lower current control signal. It is available with a cover or without a cover for panel mounting.

### FEATURES

- Screw mounting or snap rail (models with cover)
- Factory calibrated
- Dual barb fittings
- High accuracy

## DESCRIPTION

The RP7517A, B Electronic-Pneumatic Transducers are used in electronic-pneumatic control systems to convert a proportional electric output signal from a controller into a direct-acting, proportional pneumatic signal.

The RP7517A is powered by the control signal. It is available with a cover or without a cover for panel mounting (the panel model has a higher pressure output than the cover model and is approximately equal to the RP7517B in branchline buildup). The RP7517B (used with Excel) has an internal amplifier and requires a lower current control signal.

## SPECIFICATIONS

### Models:

- RP7517A1009: 2-wire, with cover, without internal amplifier. Typically used with DeltaNet MicroCel™ and MicroniK 100.
- RP7517A1017: 2-wire, without cover, without internal amplifier, higher pressure buildup than the RP7517A1009. Typically used with R7044D, E.
- RP7517B1016: 3-wire, with cover, with internal amplifier. Typically used with Excel, R7044A-E, EXCEL 5000™ system applications.
- RP7517B1024: 3-wire, without cover, with internal amplifier. Typically used with Excel, R7044A-E, EXCEL 5000™ system applications.

### Ambient Operating Limit:

Temperature: 41 to 131F (5 to 55C)  
 Humidity: 5 to 95% rh  
 Storage: -22 to 158F (-30 to 70C)

### Power Supply:

RP7517A: None  
 RP7517B: 24V, +10% -15%, 50/60 Hz

### Power Consumption:

RP7517A1009: 16 mA at 12V dc  
 RP7517A1017: 16 mA at 11.5V dc  
 RP7517B1016: 1.7 VA

### Input Signal:

RP7517A: 2 to 10V dc  
 RP7517B: 2 to 10 dc (up to 0.1 mA)

### Mounting:

Models with covers have snap (DIN) rail capability

### Output Pressure:

Model	Nominal Range psi (kPa) at 2 to 10V dc	Nominal Low End psi (kPa) at 0V dc	Nominal High End psi (kPa) with 18 psi (125 kPa) Main Pressure
RP7517A1009	3 to 15 (20 to 103)	0.5 (3.5)	16.0 (110.0) at 12V dc
RP7517A1017			17.0 (117.2) at 12V dc/16.0 (110.0) at 11V dc (min)
RP7517B1016			
RP7517B1024			

NOTE: Excel 500, 100, and 80 provide a maximum of 11V dc output to the transducer.

### Main Air Pressure:

18 psi (125 kPa)

### Maximum Safe Air Pressure:

29 psi (200 kPa)

### Air Consumption:

0.025 scfm (11/7 ml/s)

### Air Capacity:

0.45 scfm (211 ml/s)

### Air Connections:

Dual barb-fittings for:  
 1/4-in. (6-mm) O.D.  
 or  
 5/32-in. (4-mm) O.D. polyethylene tubing

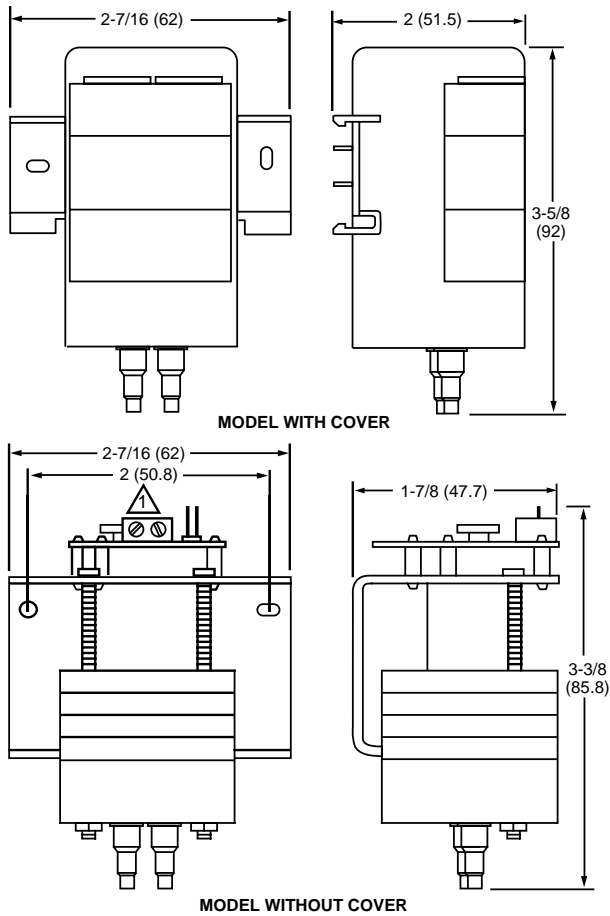
### Electrical Connections:

RP7517A1009: 30-in (762-mm) lead wires  
 RP7517A1017: Screw terminals for 14 to 22 gage wire  
 RP7517B1016: 30-in. (762-mm) lead wires  
 RP7517B1024: Screw terminals for 14 to 22 gage wire

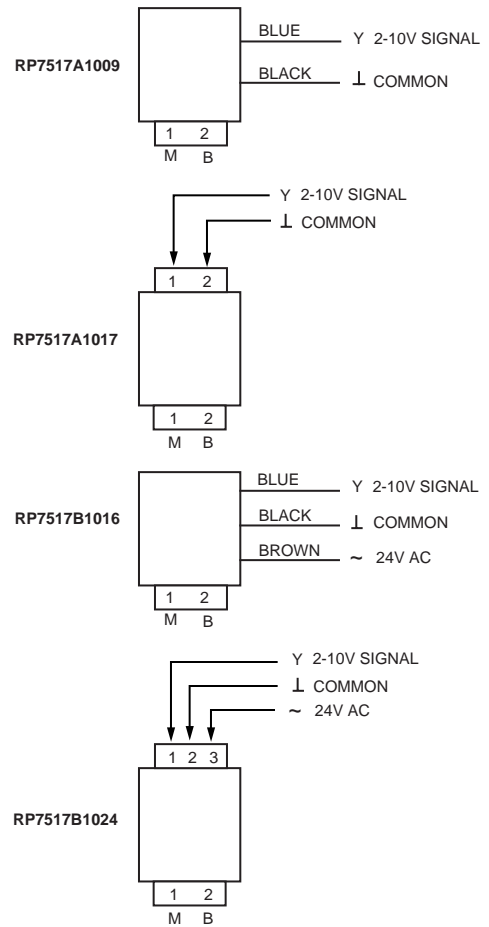
### Calibration:

Factory calibrated  
 NOTE: RP7517 must be mounted vertically within 5 degrees to maintain factory calibration.

**Dimensions In Inches (Millimeters):**



**Wiring:**



C5160-2

C5402-1