

# AC230 Series

## Premium Series Triaxial Accelerometer, Connector/Cable, 100 mV/g

**Must Use J4A, J4C, J4N, or J4P Connectors**  
**Must Use CB105, CB117, CB119**  
**or CB218 Cables**

### Product Features

**Premium Triaxial Sensor**  
**Collect 3 Axes of Data**

- Premium ±5% Sensitivity
- Reduces Data Collection Time
- 1/4-28 or M6x1 Captive Bolt

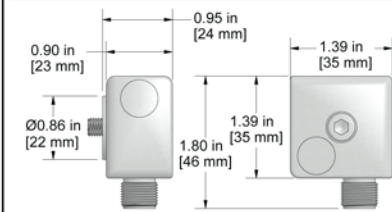
Actual Product Size Shown



### AC230-1D

4 Pin Connector

Connector Pin	Polarity	Azima DLI Compatible Connector Pin	Polarity
A	Axis Y (+) Signal / Power	A	Axis 3 (+) Signal / Power
B	Axis X (+) Signal / Power	B	Axis 2 (+) Signal / Power
C	Axis Z (+) Signal / Power	C	Axis 1 (+) Signal / Power
D	(-) Common / Grid	D	(-) Common / Grid




ALIGNMENT GUIDE (PIN)

**CTC multi-conductor cable**  
 Red = Y axis  
 Green = X axis  
 White = Z axis  
 Black = Common

### AC230-2D

Integral Cable

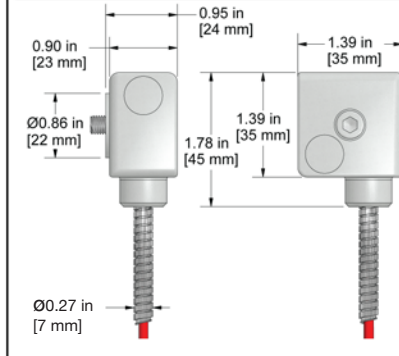
Conductor	Polarity	Azima DLI Compatible Conductor	Polarity
Red	Axis Y (+) Signal / Power	Red	Axis 3 (+) Signal / Power
Green	Axis X (+) Signal / Power	Green	Axis 2 (+) Signal / Power
White	Axis Z (+) Signal / Power	White	Axis 1 (+) Signal / Power
Black	(-) Common / Grid	Black	(-) Common / Grid



### AC230-3D

Armored Integral Cable

Conductor	Polarity	Azima DLI Compatible Conductor	Polarity
Red	Axis Y (+) Signal / Power	Red	Axis 3 (+) Signal / Power
Green	Axis X (+) Signal / Power	Green	Axis 2 (+) Signal / Power
White	Axis Z (+) Signal / Power	White	Axis 1 (+) Signal / Power
Black	(-) Common / Grid	Black	(-) Common / Grid



Specifications	Standard	Metric
Part Number	AC230	M/AC230
Sensitivity (±5%)	100 mV/g	
Frequency Response (±3dB)	36-600,000 CPM	0,6-10000 Hz
Frequency Response (±10%)	60-390,000 CPM	1,0-6500 Hz
Frequency Response (±5%)	480-330,000 CPM	8,0-5500 Hz
Dynamic Range	± 50 g, peak	
<b>Electrical</b>		
Settling Time	<2.5 seconds	
Voltage Source (IEPE)	18-30 VDC	
Constant Current Excitation	2-10 mA	
Spectral Noise @ 10 Hz	27 µg/√Hz	
Spectral Noise @ 100 Hz	6.5 µg/√Hz	
Spectral Noise @ 1000 Hz	2.5 µg/√Hz	
Output Impedance	<100 ohm	
Bias Output Voltage	10-14 VDC	
Case Isolation	>10 <sup>9</sup> ohm	

Specifications	Standard	Metric
<b>Environmental</b>		
Temperature Range	-65 to 250°F	-54 to 121°C
Electromagnetic Sensitivity	CE	
Sealing	IP68	
Submersible Depth (AC230-2D/3D)	200 ft.	60 m
<b>Physical</b>		
Sensing Element	PZT Ceramic	
Sensing Structure	Shear Mode	
Weight	7.1 oz	200 grams
Case Material	316L Stainless Steel	
Mounting	1/4-28	
Connector (non-integral)	4 Pin	
Mounting Torque	1 to 2 ft. lbs.	1,4 to 2,7 Nm
Mounting Hardware	1/4-28 Captive Bolt	M6x1 Captive Bolt
Calibration Certificate	CA10	

### Ordering Information

Standard	AC230-1D (1/4-28 Captive Bolt)	AC230-2D - / (1/4-28 Captive Bolt)	AC230-3D - / (1/4-28 Captive Bolt)
	Stock Product	Build To Order	Build To Order
		(length in feet) (termination)	(maximum armor length 100 ft.) (cable length in feet) (termination)
Metric	M/AC230-1D (M6x1 Captive Bolt)	M/AC230-2D - / (M6x1 Captive Bolt)	M/AC230-3D - / (M6x1 Captive Bolt)
	Stock Product	Build To Order	Build To Order
		(length in meters) (termination)	(maximum armor length 30 m) (cable length in meters) (termination)

Cable Termination Options: E3C

F3C

L

Z



VIBRATION ANALYSIS HARDWARE

**Backed by our Unconditional Lifetime Warranty**