
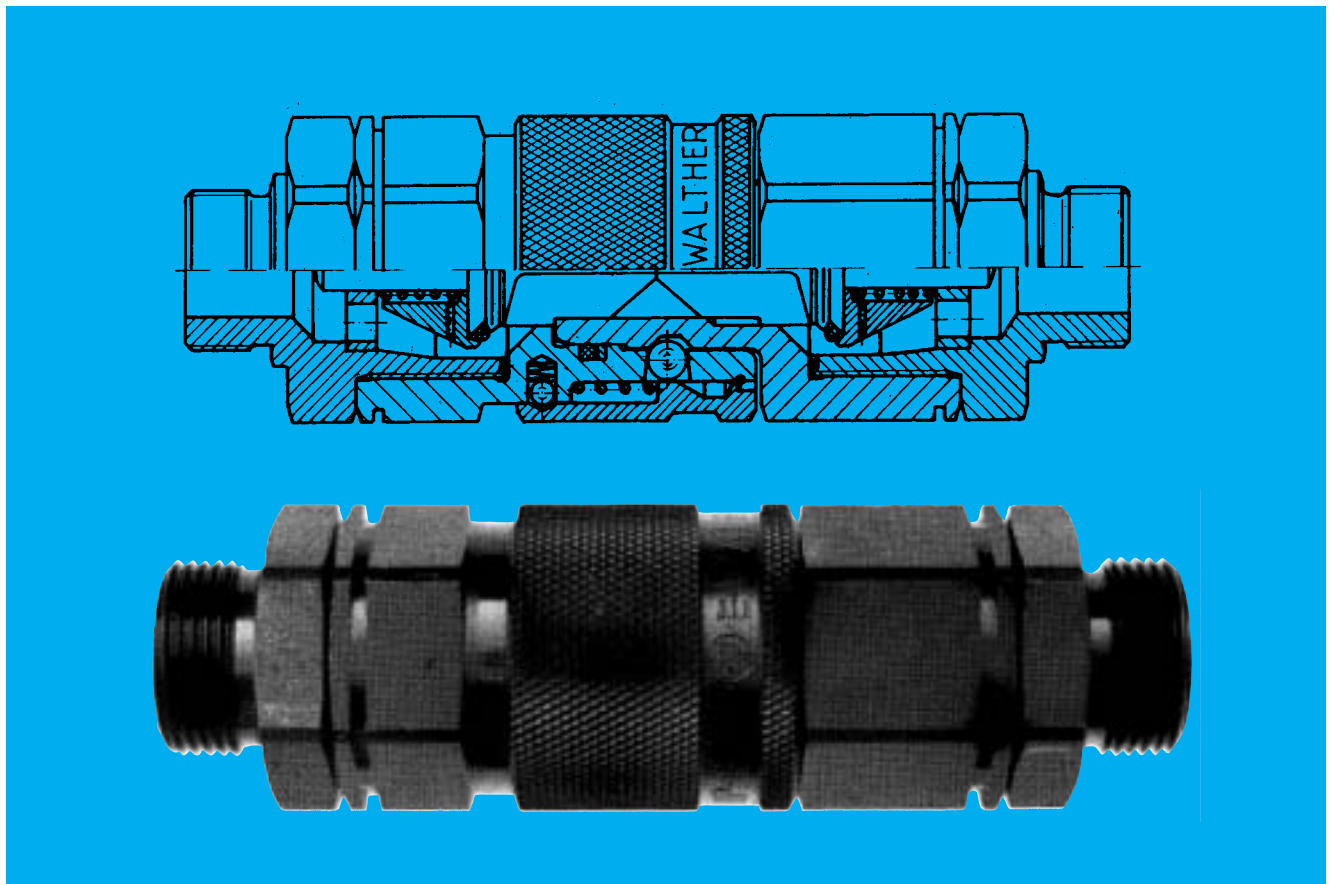


Technical Catalogue



Nom. bore	Type	Max. static working pressure [bar/psi]			Min. burst pressure for steel [bar/psi]	C _v value		Cross section [mm ²]	Page
		steel	1.4404/1.4571 ss	1.4404/1.4571 ss with 1.4418 QT900		both sides self sealing	one sides self sealing		
2.5	02-003	500/7250	–	–	2350/34075	0.10	–	5	68
4	HP-004	2000/29000	500/7250	1000/14500	4000/58000	0.24	0.4	13	69
6	HP-006	1000/14500	320/4640	650/9425	2300/33350	0.65	1.0	30	70
10	HP-010	600/8700	300/4350	470/6815	2000/29000	1.9	2.5	80	71
16	HP-016	500/7250	250/3625	450/6525	1800/26100	5.5	8.1	200	72
20	HP-020	400/5800	180/2610	350/5075	1600/22700	8.5	13.0	315	73
32	HP-032	300/4350	180/2610	250/3625	1300/18850	23.8	29.4	800	74
50	HP-050	200/2900	–	–	1000/14500	65	–	2000	75
Performance diagrams									76
Fitted hose lines, nom. bore 2.5; p. n. 500									68

When determining the working pressure of the coupling the max. permissible working pressure of the end connection is to be taken into account if standardized threads are used.



characteristic features:
- can only be used self sealing both sides

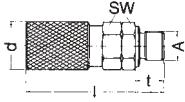
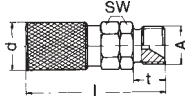
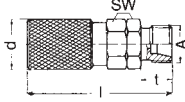
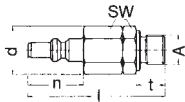
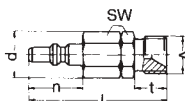
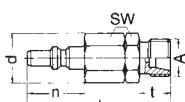
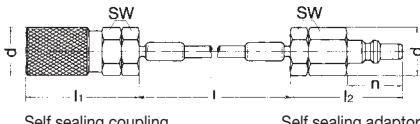
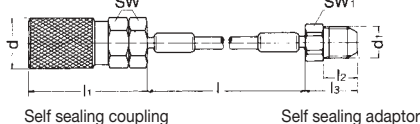
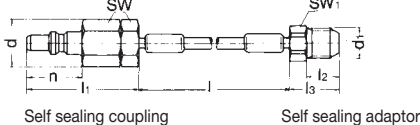
materials:
standard:
12 = steel, oil burnished

seal qualities:
1 = NBR
2 = FKM
4 = EPDM

special materials:
13 = steel, chem. nickel plated

Please note the technical data on pages 2 - 7, 76 and the max. working pressures on page 67

Availability: ● Short ○ Medium ○ Long

	Part No.	Con- nection A	steel oil burnished	d	d _i	SW	SW ₁	l	l _s	l ₁	l ₂	t	n	weight [g]	
Self sealing couplings		British standard pipe parallel (BSPP) male thread to DIN ISO 228, screwed plug to DIN 3852-2 form B	02-003-0-WB010-...-	BSPP 1/8"	●	16,2		14		46			9,5	42	
		BSPP male thread to DIN ISO 228/BS 5200 with 60° sealing cone	02-003-0-VR013-...-	BSPP 1/4"	●	16,2		14		47,5			11,5	45	
		metric male thread with 24° sealing cone to DIN 2353 (light duty series L, heavy duty series S)	02-003-0-L0612-...-	M 12 x 1,5	●	16,2		14		46,5			10	42	
Self sealing adaptors		British standard pipe parallel (BSPP) male thread to DIN ISO 228, screwed plug to DIN 3852-2 form B	02-003-2-WB010-...-	BSPP 1/8"	●	16,2		14		45,5			9,5	18,5	30
		BSPP male thread to DIN ISO 228/BS 5200 with 60° sealing cone	02-003-2-VR013-...-	BSPP 1/4"	●	16,2		14		47			11	18,5	33
		metric male thread with 24° sealing cone to DIN 2353 (light duty series L, heavy duty series S)	02-003-2-L0612-...-	M 12 x 1,5	●	16,2		14		46			10	18,5	30
Hose lines fitted with:		Self sealing coupling Self sealing adaptor	95021-0-LG020-...- 95021-0-LG040-...- 95021-0-LG063-...- 95021-0-LG080-...- 95021-0-LG100-...-	self sealing coupling + sealing adaptor	○	16,2		14		200		38	37,5	18,5	75
		Self sealing coupling Self sealing adaptor	95020-0-LG020-...- 95020-0-LG040-...- 95020-0-LG063-...- 95020-0-LG080-...- 95020-0-LG100-...-	self sealing coupling + thread connection	○	16,2	M10x1	14	11	200	19	38	11		60
		Self sealing coupling Self sealing adaptor	95020-2-LG020-...- 95020-2-LG040-...- 95020-2-LG063-...- 95020-2-LG080-...- 95020-2-LG100-...-	self sealing adaptor + thread connection	○	16,2	M10x1	14	11	200	19	37,5	11	18,5	44
			95020-0-LG040-...-		○	16,2	M10x1	14	11	400	19	38	11		65
			95020-0-LG063-...-		○	16,2	M10x1	14	11	630	19	38	11		65
			95020-0-LG080-...-		○	16,2	M10x1	14	11	800	19	38	11		70
			95020-0-LG100-...-		○	16,2	M10x1	14	11	1000	19	38	11		75
			95020-2-LG040-...-		○	16,2	M10x1	14	11	400	19	37,5	11	18,5	48
			95020-2-LG063-...-		○	16,2	M10x1	14	11	630	19	37,5	11	18,5	50
			95020-2-LG080-...-		○	16,2	M10x1	14	11	800	19	37,5	11	18,5	55
			95020-2-LG100-...-		○	16,2	M10x1	14	11	1000	19	37,5	11	18,5	60

characteristic features:

- with vibration lock
- with ring valve

test pressure 3000 bar / 43500 PSI
when using a suitable steel end connection

materials:

standard:
12 = steel, oil burnished

special materials:

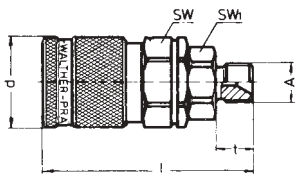
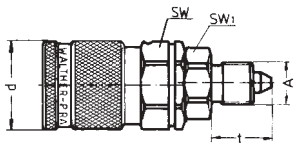
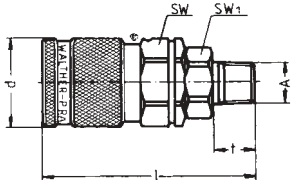
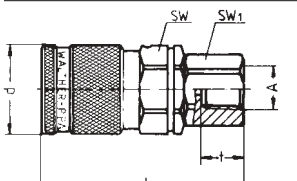
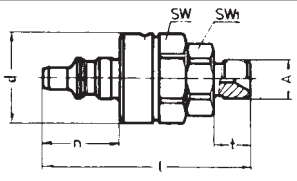
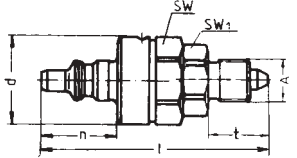
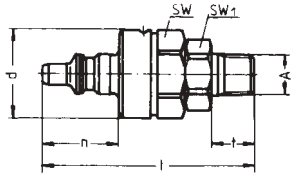
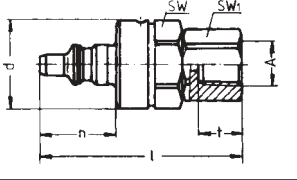
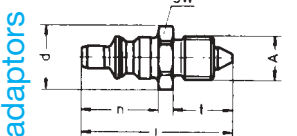
13 = steel, chem. nickel plated
W1 = AISI 316 ti/1.4571, adaptor front part 1.4418 QT900
01 = stainless steel 1.4404/1.4571 or similar

seal qualities:

- 1 = NBR
- 2 = FKM
- 4 = EPDM

Please note the technical data on pages 2 - 7, 76 and the max. working pressures on page 67

Availability: ● Short ● Medium ○ Long

	Part No.	Conne- tion A	steel oil burnished	AISI 316 ti/ 1.4571	1.4404/ 1.4418 QT900	d	SW	SW ₁	l	t	n	weight [g]
Self sealing couplings		HP-004-0-XX001-...	BSPP 1/4" male 60° sealing cone	●	○	30	27	22	69,5	12		220
		HP-004-0-XX002-...	UNF 9/16" male 58° sealing cone	●	○	30	27	22	75,5	18		220
		HP-004-0-NP013-...	NPT 1/4"	●	○	30	27	22	71,5	14		220
		HP-004-0-NP513-...	NPT 1/4"	●	○	30	27	22	68,5	14		230
Self sealing adaptors		HP-004-2-XX001-...	BSPP 1/4" male 60° sealing cone	●	○	30	27	22	69,5	12	25,5	160
		HP-004-2-XX002-...	UNF 9/16" male 58° sealing cone	●	○	30	27	22	75,5	18	25,5	160
		HP-004-2-NP013-...	NPT 1/4"	●	○	30	27	22	71,5	14	25,5	160
		HP-004-2-NP513-...	NPT 1/4"	●	○	30	27	22	68,5	14	25,5	170
Thru type adaptors		HP-004-1-XX002-...	UNF 9/16" male 58° sealing cone	●	○	18,9	17		51	18	25,5	45

characteristic features:
- with vibration lock

optional features:

- OV = without valve
- SI = with additional axial safety lock (outer diameter 38 mm)
- RV = with ring valve (cannot be coupled with standard valve)
Recommended for high pulsating pressures and rough working conditions.

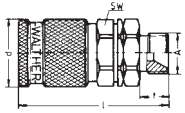
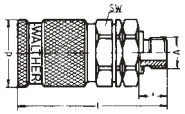
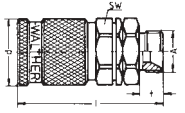
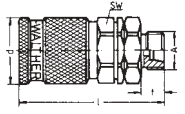
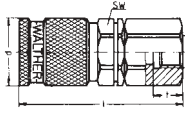
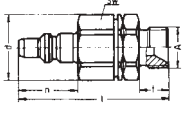
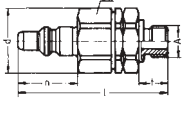
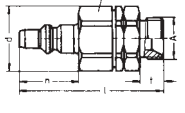
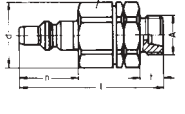
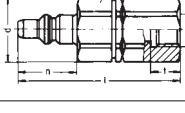
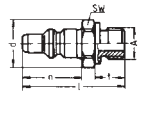
materials:
standard:
12 = steel, oil burnished

special materials:
13 = steel, chem. nickel plated
W1 = AISI 316 ti/1.4571, adaptor front part 1.4418 QT900
01 = stainless steel 1.4404/1.4571 or similar

seal qualities:
1 = NBR
2 = FKM
4 = EPDM

Please note the technical data on pages 2 - 7, 76 and the max. working pressures on page 67

Availability: ● Short ○ Medium ○ Long

	Part No.	Connec- tion A	steel oil burnished	AISI 316 ti/ 1.4571	1.4404/ 1.4418 QT900	series	pipe OD	n. b.	d	SW	l	t	n	weight [g]	
Self sealing couplings	 BSPP male thread to DIN ISO 228/BS 5200 with 60° sealing cone conical pipe thread NPT male	HP-006-0-VR017-...	BSPP 3/8"	●	○			6	34	30	77,5	12		250	
		HP-006-0-NP017-...	NPT 3/8"	●	○			6	34	30	80,5	15		260	
	 British standard pipe parallel (BSPP) male thread to DIN ISO 228, screwed plug to DIN 3852-2 form B	HP-006-0-WB017-...	BSPP 3/8"	●	○			6	34	30	80	14,5		320	
		 metric male thread with 60° sealing cone to DIN 7631	HP-006-0-D0614-...	M 14 x 1,5	●	○			6	34	30	75,5	10		300
	HP-006-0-D0816-...		M 16 x 1,5	○	○			8	34	30	76,5	11		300	
	 metric male thread with 24° sealing cone to DIN 2353 (light duty series L, heavy duty series S)	HP-006-0-S0816-...	M 16 x 1,5	●	○		S	8	4	34	30	77,5	12		320
		HP-006-0-S1018-...	M 18 x 1,5	●	○		S	10	6	34	30	77,5	12		310
		HP-006-0-S1220-...	M 20 x 1,5	●	○		S	12	8	34	30	77,5	12		330
	 British standard pipe parallel (BSPP) female thread to DIN ISO 228 conical pipe thread female	HP-006-0-WR517-...	BSPP 3/8"	●	○			6	34	30	75	15		350	
		HP-006-0-NP517-...	NPT 3/8"	○	○			6	34	30	81,5	15		320	
Self sealing adaptors	 BSPP male thread to DIN ISO 228/BS 5200 with 60° sealing cone conical pipe thread NPT male	HP-006-2-VR017-...	BSPP 3/8"	●	○			6	34	30	77,5	12	30,5	210	
		HP-006-2-NP017-...	NPT 3/8"	●	○			6	34	30	80,5	15	30,5	220	
	 British standard pipe parallel (BSPP) male thread to DIN ISO 228, screwed plug to DIN 3852-2 form B	HP-006-2-WB017-...	BSPP 3/8"	●	○			6	34	30	80	14,5	30,5	210	
		 metric male thread with 60° sealing cone to DIN 7631	HP-006-2-D0614-...	M 14 x 1,5	●	○			6	34	30	75,5	10	30,5	190
	HP-006-2-D0816-...		M 16 x 1,5	○	○			8	34	30	76,5	11	30,5	190	
	 metric male thread with 24° sealing cone to DIN 2353 (light duty series L, heavy duty series S)	HP-006-2-S0816-...	M 16 x 1,5	●	○		S	8	4	34	30	77,5	12	30,5	210
		HP-006-2-S1018-...	M 18 x 1,5	●	○		S	10	6	34	30	77,5	12	30,5	200
		HP-006-2-S1220-...	M 20 x 1,5	●	○		S	12	8	34	30	77,5	12	30,5	220
	 British standard pipe parallel (BSPP) female thread to DIN ISO 228 conical pipe thread female	HP-006-2-WR517-...	BSPP 3/8"	●	○			6	34	30	75	15	30,5	270	
		HP-006-2-NP517-...	NPT 3/8"	○	○			6	34	30	81,5	15	30,5	240	
Thru type adaptors	 British standard pipe parallel (BSPP) male thread to DIN ISO 228, screwed plug to DIN 3852-2 form B	HP-006-1-WB017-..	BSPP 3/8"	●	○			6	25	22	54	14,5	30,5	70	

characteristic features:

- with vibration lock

optional features:

OV = without valve

SI = with additional axial safety lock

(outer diameter 50 mm)

RV = with ring valve

(cannot be coupled with standard valve)

Recommended for high pulsating pressures and rough working conditions.

special version:

2 non-interchangeable versions

materials:

standard:

12 = steel, oil burnished

special materials:

13 = steel, chem. nickel plated

W1 = AISI 316 ti/1.4571, adaptor front part 1.4418 QT900

01 = stainless steel 1.4404/1.4571 or similar

seal qualities:

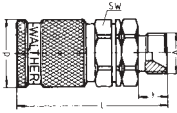
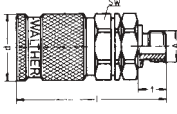
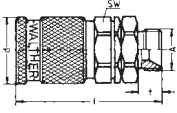
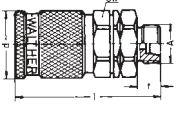
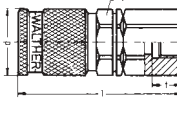
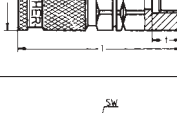
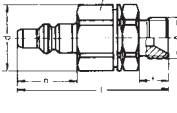
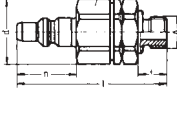
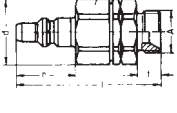
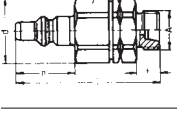
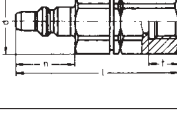

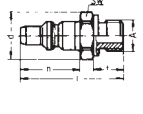
1 = NBR

2 = FKM

4 = EPDM

Please note the technical data on pages 2 - 7, 76 and the max. working pressures on page 67

Availability: ● Short ◐ Medium ○ Long

	Part No.	Conne- ction A	steel oil burnished	AISI 316 ti/ 1.4571	1.4404/ 1.4418 QT900	series	pipe OD	n. b.	d	SW	l	t	n	weight [g]
Self sealing couplings	 BSPP male thread to DIN ISO 228/BS 5200 with 60° sealing cone HP-010-0-VR021-...-	BSPP 1/2"	◐	○				10	46	41	95,5	15		680
	 British standard pipe parallel (BSPP) male thread to DIN ISO 228, screwed plug to DIN 3852-2 form B HP-010-0-WB021-...-	BSPP 1/2"	●	○				10	46	41	97,5	17		690
	 metric male thread with 60° sealing cone to DIN 7631 HP-010-0-D1018-...- HP-010-0-D1222-...-	M 18 x 1,5 M 22 x 1,5	○	○				10	46	41	91,5	11		670 670
	 metric male thread with 24° sealing cone to DIN 2353 (light duty series L, heavy duty series S) HP-010-0-S1220-...- HP-010-0-S1422-...- HP-010-0-S1624-...-	M 20 x 1,5 M 22 x 1,5 M 24 x 1,5	●	○		S	12	8	46	41	92,5	12		670 670 680
	 British standard pipe parallel (BSPP) female thread to DIN ISO 228 HP-010-0-WR521-...-  conical pipe thread NPT female HP-010-0-NP521-...-	BSPP 1/2" NPT 1/2"	◐	○				10	46	41	96,5	17		840 850
Self sealing adaptors	 BSPP male thread to DIN ISO 228/BS 5200 with 60° sealing cone HP-010-2-VR021-...-	BSPP 1/2"	◐	○	○			10	46	41	95,5	15	36	460
	 British standard pipe parallel (BSPP) male thread to DIN ISO 228, screwed plug to DIN 3852-2 form B HP-010-2-WB021-...-	BSPP 1/2"	●	○	○			10	46	41	97,5	17	36	470
	 metric male thread with 60° sealing cone to DIN 7631 HP-010-2-D1018-...- HP-010-2-D1222-...-	M 18 x 1,5 M 22 x 1,5	○	○	○			10	46	41	91,5	11	36	450 450
	 metric male thread with 24° sealing cone to DIN 2353 (light duty series L, heavy duty series S) HP-010-2-S1220-...- HP-010-2-S1422-...- HP-010-2-S1624-...-	M 20 x 1,5 M 22 x 1,5 M 24 x 1,5	●	○	○	S	12	8	46	41	92,5	12	36	460 460 470
	 British standard pipe parallel (BSPP) female thread to DIN ISO 228 HP-010-2-WR521-...-  conical pipe thread NPT female HP-010-2-NP521-...-	BSPP 1/2" NPT 1/2"	◐	○	○			10	46	41	96,5	17	36	620 630
Thru type adaptors	 British standard pipe parallel (BSPP) male thread to DIN ISO 228, screwed plug to DIN 3852-2 form B HP-010-1-WB021-...-	BSPP 1/2"	◐	○	○			10	30	27	63	17	36	130

characteristic features:
- with vibration lock

optional features:

OV = without valve
SI = with additional axial safety lock
(outer diameter 62 mm)
RV = with ring valve
(cannot be coupled with standard valve)
Recommended for high pulsating pressures
and rough working conditions.

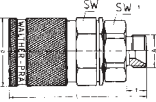
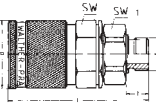
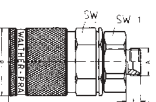
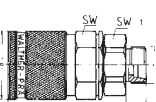
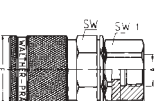
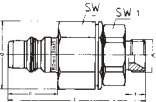
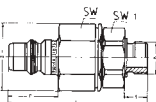
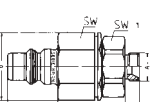
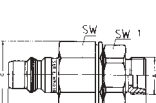
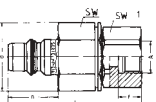
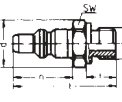
materials:
standard:
12 = steel, oil burnished

special materials:
13 = steel, chem. nickel plated
W1 = AISI 316 ti/1.4571, adaptor front part 1.4418 QT900
01 = stainless steel 1.4404/1.4571 or similar

seal qualities:
1 = NBR
2 = FKM
4 = EPDM

Please note the
technical data on
pages 2 - 7, 76 and the
max. working pressures
on page 67

Availability: ● Short ○ Medium ○ Long

	Part No.	Connec- tion A	steel oil burnished	AISI 316 ti/ 1.4571	1.4404/ 1.4418 QT900	series	pipe OD	n. b.	d	SW	l	t	n	weight [g]	
Self sealing couplings	 BSPP male thread to DIN ISO 228/BS 5200 with 60° sealing cone	HP-016-0-VR026-...-	BSP 3/4"	●	○			16	56	46	113,5	17		1130	
	 British standard pipe parallel (BSP) male thread to DIN ISO 228, screwed plug to DIN 3852-2 form B	HP-016-0-WB026-...-	BSP 3/4"	●	○			16	56	46	115,5	19		1140	
	 metric male thread with 60° sealing cone to DIN 7631	HP-016-0-D1222-...-	M 22 x 1,5	○	○			12	56	46	108,5	12		1110	
	 metric male thread with 24° sealing cone to DIN 2353 (light duty series L, heavy duty series S)	HP-016-0-S1624-...- HP-016-0-S2030-...-	M 24 x 1,5 M 30 x 2	●	○		S S	16 20	12 16	56 56	46 46	110,5 112,5	14 16		1120 1140
	 British standard pipe parallel (BSP) female thread to DIN ISO 228	HP-016-0-WR526-...-	BSP 3/4"	○	○			16	56	46	110,5	19		1360	
Self sealing adaptors	 BSPP male thread to DIN ISO 228/BS 5200 with 60° sealing cone	HP-016-2-VR026-...-	BSP 3/4"	●	○	○		16	56	46	112,5	17	41	780	
	 British standard pipe parallel (BSP) male thread to DIN ISO 228, screwed plug to DIN 3852-2 form B	HP-016-2-WB026-...-	BSP 3/4"	●	○	○		16	56	46	114,5	19	41	790	
	 metric male thread with 60° sealing cone to DIN 7631	HP-016-2-D1222-...-	M 22 x 1,5	○	○	○		12	56	46	107,5	12	41	760	
	 metric male thread with 24° sealing cone to DIN 2353 (light duty series L, heavy duty series S)	HP-016-2-S1624-...- HP-016-2-S2030-...-	M 24 x 1,5 M 30 x 2	●	○	○	S S	16 20	12 16	56 56	46 46	109,5 111,5	14 16	41 41	770 790
	 British standard pipe parallel (BSP) female thread to DIN ISO 228	HP-016-2-WR526-...-	BSP 3/4"	○	○	○		16	56	46	109,5	19	41	1000	
Thru type adaptors	 British standard pipe parallel (BSP) male thread to DIN ISO 228, screwed plug to DIN 3852-2 form B	HP-016-1-WB026-...-	BSP 3/4"	●	○	○		16	56	36	72	19	41	250	

characteristic features:
- with vibration lock

optional features:

GG = with ring grips (cast aluminium)
OV = without valve
SI = with additional axial safety lock (outer diameter 68 mm)
RV = with ring valve (cannot be coupled with standard valve)
Recommended for high pulsating pressures and rough working conditions.

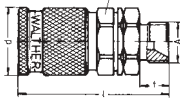
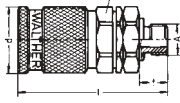
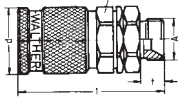
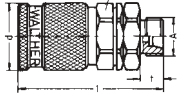
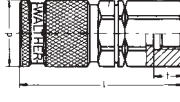
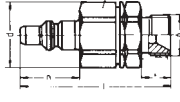
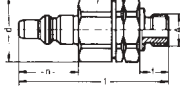
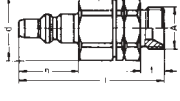
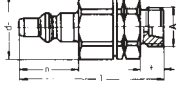


materials:
standard:
12 = steel, oil burnished

special materials:
13 = steel, chem. nickel plated
W1 = AISI 316 ti/1.4571, adaptor front part 1.4418 QT900
01 = stainless steel 1.4404/1.4571 or similar

seal qualities:
1 = NBR
2 = FKM
4 = EPDM

Please note the technical data on pages 2 - 7, 76 and the max. working pressures on page 67

Availability: ● Short ◐ Medium ○ Long

	Part No.	Conne- tion A	steel oil burnished	AISI 316 ti/ 1.4571	1.4404/ 1.4418 QT900	series	pipe OD	n. b.	d	SW	l	t	n	weight [g]	
Self sealing couplings	 BSPP male thread to DIN ISO 228/BS 5200 with 60° sealing cone HP-020-0-VR033-...-	BSPP 1"	○	○				20	62	55	118,5	20		1450	
	 British standard pipe parallel (BSPP) male thread to DIN ISO 228, screwed plug to DIN 3852-2 form B HP-020-0-WB033-...-	BSPP 1"	●	○				20	62	55	119,5	21		1450	
	 metric male thread with 60° sealing cone to DIN 7631 HP-020-0-D1526-...- HP-020-0-D1930-...-	M 26 x 1,5 M 30 x 1,5	○ ●	○ ○				15 19	62 62	55 55	110,5 112,5	12 14		1400 1410	
	 metric male thread with 24° sealing cone to DIN 2353 (light duty series L, heavy duty series S) HP-020-0-S2030-...- HP-020-0-S2536-...-	M 30 x 2 M 36 x 2	○ ●	○ ○			S S	20 25	16 20	62 62	55 55	114,5 116,5	16 18		1410 1440
	 British standard pipe parallel (BSPP) female thread to DIN ISO 228 HP-020-0-WR533-...-	BSPP 1"	○	○				20	62	55	123	23		1720	
Self sealing adaptors	 BSPP male thread to DIN ISO 228/BS 5200 with 60° sealing cone HP-020-2-VR033-...-	BSPP 1"	○	○	○			20	62	55	118,5	20	43	1070	
	 British standard pipe parallel (BSPP) male thread to DIN ISO 228, screwed plug to DIN 3852-2 form B HP-020-2-WB033-...-	BSPP 1"	●	○	○			20	62	55	119,5	21	43	1070	
	 metric male thread with 60° sealing cone to DIN 7631 HP-020-2-D1526-...- HP-020-2-D1930-...-	M 26 x 1,5 M 30 x 1,5	○ ●	○ ○	○ ○			15 19	62 62	55 55	110,5 112,5	12 14	43 43	1030 1040	
	 metric male thread with 24° sealing cone to DIN 2353 (light duty series L, heavy duty series S) HP-020-2-S2030-...- HP-020-2-S2536-...-	M 30 x 2 M 36 x 2	○ ●	○ ○	○ ○		S S	20 25	16 20	62 62	55 55	114,5 116,5	16 18	43 43	1030 1060
	 British standard pipe parallel (BSPP) female thread to DIN ISO 228 HP-020-2-WR533-...-	BSPP 1"	○	○	○			20	62	55	123	23	43	1340	
Thru type adaptors	 British standard pipe parallel (BSPP) male thread to DIN ISO 228, screwed plug to DIN 3852-2 form B HP-020-1-WB033-...-	BSPP 1"	○	○	○			20	45	41	74	21	43	310	

characteristic features:
- with vibration lock

optional features:

- GG = with ring grips (cast aluminium)
- OV = without valve
- SI = with additional axial safety lock (outer diameter 96 mm)
- RV = with ring valve (cannot be coupled with standard valve)
Recommended for high pulsating pressures and rough working conditions.

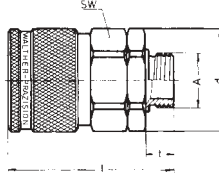
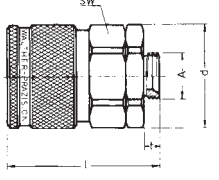
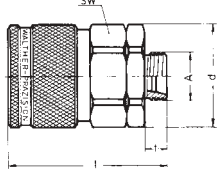
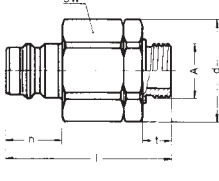
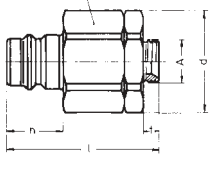
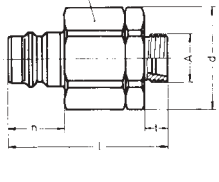
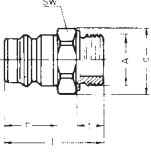
materials:
standard:
12 = steel, oil burnished

special materials:
13 = steel, chem. nickel plated
W1 = AISI 316 ti/1.4571, adaptor front part 1.4418 QT900
01 = stainless steel 1.4404/1.4571 or similar

seal qualities:
1 = NBR
2 = FPM
4 = EPDM

Please note the technical data on pages 2 - 7, 76 and the max. working pressures on page 67

Availability: ● Short ○ Medium ○ Long

	Part No.	Connec- tion A	steel oil burnished	AISI 316 ti/ 1.4571	1.4404/ 1.4418 QT900	series	pipe OD	n. b.	d	SW	l	t	n	weight [g]
Self sealing couplings	 <p>British standard pipe parallel (BSPP) male thread to DIN ISO 228, screwed plug to DIN 3852-2 form B</p>	HP-032-0-WB048-...-.	BSPP 1 1/2"	○	○			32	90	80	144,5	25		3790
		HP-032-0-WB060-...-.	BSPP 2"	○	○			32	90	80	149,5	30		4290
	 <p>metric male thread with 60° sealing cone to DIN 7631</p>	HP-032-0-D2538-...-.	M 38 x 1,5	○	○			25	90	80	133,5	14		3690
	HP-032-0-D3245-...-.	M 45 x 1,5	○	○			32	90	80	135,5	16		3680	
	 <p>metric male thread with 24° sealing cone to DIN 2353 (light duty series L, heavy duty series S)</p>	HP-032-0-S3042-...-.	M 42 x 2	●	○	S	30	25	90	80	139,5	20		3730
		HP-032-0-S3852-...-.	M 52 x 2	●	○	S	38	32	90	80	141,5	22		3790
Self sealing adaptors	 <p>British standard pipe parallel (BSPP) male thread to DIN ISO 228, screwed plug to DIN 3852-2 form B</p>	HP-032-2-WB048-...-.	BSPP 1 1/2"	○	○			32	90	80	144	25	49,5	2740
		HP-032-2-WB060-...-.	BSPP 2"	○	○			32	90	80	149	30	49,5	3240
	 <p>metric male thread with 60° sealing cone to DIN 7631</p>	HP-032-2-D2538-...-.	M 38 x 1,5	○	○			25	90	80	133	14	49,5	2630
	HP-032-2-D3245-...-.	M 45 x 1,5	○	○			32	90	80	135	16	49,5	2620	
	 <p>metric male thread with 24° sealing cone to DIN 2353 (light duty series L, heavy duty series S)</p>	HP-032-2-S3042-...-.	M 42 x 2	●	○	S	30	25	90	80	139	20	49,5	2670
		HP-032-2-S3852-...-.	M 52 x 2	●	○	S	38	32	90	80	141	22	49,5	2730
Thru type adaptors	 <p>British standard pipe parallel (BSPP) male thread to DIN ISO 228, screwed plug to DIN 3852-2 form B</p>	HP-032-1-WB048-...-.	BSPP 1 1/2"	○	○			32	61,5	55	90,5	25	49,5	690
	HP-032-1-WB060-...-.	BSPP 2"	○	○			32	86	75	92,5	27	49,5	1190	

characteristic features:
 - with vibration lock
 - with ring grips (cast aluminium)

optional features:
 OV = without valve
 RV = with ring valve
 (cannot be coupled with standard valve)

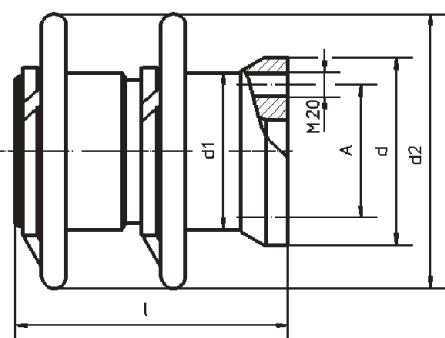
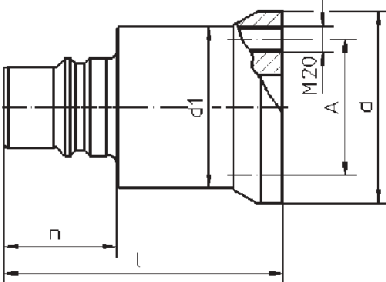
materials:
standard:
 12 = steel, oil burnished

special materials:
 13 = steel, chem. nickel plated

seal qualities:
 1 = NBR
 2 = FKM
 4 = EPDM

Please note the technical data on pages 2 - 7, 76 and the max. working pressures on page 67

Availability: ● Short ◐ Medium ○ Long

	Part No.	Connection A	steel oil burnished	series	pipe OD	n. b.	d	d ₁	d ₂	l	n	weight (kg)
<p>Self sealing couplings</p> 	HP-050-0-XX007-...	SAE-flange for pipe OD 65 4xM20 44,5x96,8			65	50	150	126	220	219		15,3
<p>Self sealing adaptors</p> 	HP-050-2-XX007-...	SAE-flange for pipe OD 65 4xM20 44,5x96,8			65	50	150	126		217,5	87,5	11,4

Measurement of flow coefficients Cv according to DIN EN 60534

Flow speeds of 8 m/sec should not be exceeded

Both sides self sealing

both axes are scaled logarithmically, one from 1 to 100, the other one from 1 to 1000, unit = 100 mm

