

LabSmith HVS448 High Voltage Sequencer

Complete electric field control for microsystem analysis

- ▶ Apply up to 8000 volts
- ▶ Nanoamp current resolution
- ▶ Automate up to eight channels



The LabSmith HVS448 High Voltage Sequencer drives eight high voltage channels, with agile programmable sequencing for an entirely new level of electrical manipulation. The HVS448 provides complete experiment control for microfluidics, MEMS, piezo-electronic actuators, and more. With innovative voltage supply/sensing and a groundbreaking sequence programming environment, the HVS448 integrates entire MEMs and microsystem experiments, simply and safely

Applications

- ▶ Electrophoresis and Dielectrophoresis
- ▶ Electrochromatography
- ▶ Cell Lysis and Electroporation
- ▶ Isotachopheresis and Isoelectric Focusing
- ▶ Chip-Based Electric Manipulation
- ▶ Array Assays and Multi-Channel Separations

Innovative Voltage Control

The HVS448 includes eight high-voltage channels, each of which can switch in a millisecond between regulating and/or monitoring high voltage and current. Four digital inputs and four trigger outputs integrate the system with the rest of your lab, allowing real-time coordination, synchronization, and control of other apparatus.

Unique Sequencing Environment

The key innovation of the HVS448 is its ability to switch its channels rapidly through different modes and settings based on real-time calculations, measurements, or programmed sequences. Sequence™ software provides the flexibility and simplicity for creating sophisticated, adaptable, and fault tolerant controls. Use the included wizards to quickly generate control schemes involving multiple channels (Figure 1), and use the code space to access advanced functionality. Multi-channel pulse trains can be started and switched manually or automatically. LabVIEW™ drivers and a free Software Developers Kit support unlimited software control and integration.

Complete Experiment Control

From outputs to interlocks, the HVS448 commands every aspect of the experiment, replacing an entire rack of uncoordinated high-voltage supplies, multimeters, cables and controls. With the ability to switch between programs and reconfigure in seconds, the HVS448 is an essential tool for cutting edge research.

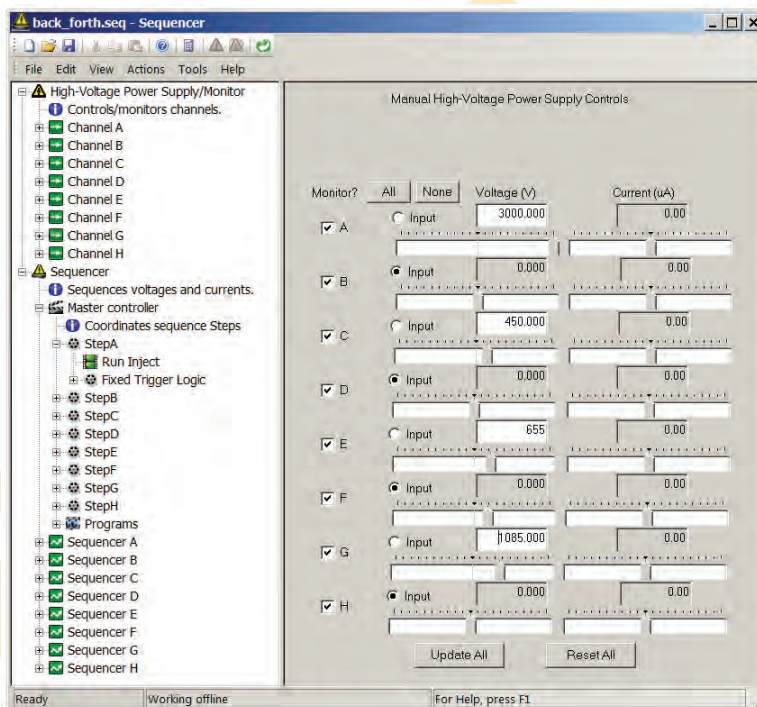


Figure 1. Sequence's intuitive programming interface makes quick work of controlling your microsystem.

LabSmith HVS448 Specifications



SUPPLY*						
Model	Max Output Voltage ¹	Max Voltage Differential	Max Output Current ²	Max Output Current Per Channel	Current Monitor Resolution	Voltage Monitor Resolution
8000D	±4000 V	8000 V	±2.5 mA	±1.8 mA	250 nA	150 mV
8000D-LC	±4000 V	8000 V	±0.13 mA	±0.09 mA	12 nA	150 mV
6000D	±3000 V	6000 V	±3.2 mA	±2.4 mA	300 nA	100 mV
6000D-LC	±3000 V	6000 V	±0.16 mA	±0.12 mA	15 nA	100 mV
3000	±3000 V	3000 V	±6 mA	±4.8 mA	300 nA	100 mV
3000-LC	±3000 V	3000 V	±0.3 mA	±0.24 mA	15 nA	100 mV
3000D	±1500 V	3000 V	±6 mA	±4.8 mA	500 µA	50 mV
1500	±1500 V	1500 V	±12 mA	±10 mA	500 nA	50 mV
800	±800 V	800 V	±25 mA	±20 mA	1 µA	25 mV

MONITOR			
Property	Min	Max	Notes
Monitor time resolution	-	100 µs	-
Voltage settling time	-	500 µs	Step load change or step voltage change
Current settling time	-	10 ms	Step load change or step voltage change

SEQUENCE PROGRAMMING			
Property	Min	Max	Notes
Number of step programs per sequence	-	8	-
Total number of instructions	-	1024	-
Trigger programming	Arbitrary logical comparison of 4 digital inputs and 8 channel outputs. Individual program for each		

POWER REQUIREMENTS			
Property	Min	Max	Notes
Voltage	-	100-250 VAC, 50-60 Hz	Step load change or step voltage change
Current	1A	-	Internally fused DC supply

Read about HVS applications at <http://labsmith.com/labsmith-applications/>.

* Visit <http://products.labsmith.com/hvs448-high-voltage-sequencers> to view voltage range specifications for each sequencer model. Contact LabSmith for specifications on 400 and 200 V models.

¹ Relative to case ground.

² Total source or sink current.

For a quote or price list please call +1(925) 292-5161 or email info@labsmith.com. Windows is a registered trademark of Microsoft Corporation. Sequence is a trademark of LabSmith. LabVIEW is a trademark of National Instruments.

©2015 LabSmith, Inc. 9/15. All specifications are subject to change without notice.

PHYSICAL		
Dimensions	21 x 24 x 6 cm (8.2 x 9.5 x 2.4") W x L x H	
Enclosure	Black enamel-coated, anti-RFI steel enclosure	
INPUTS AND OUTPUTS		
RS-232 serial cable included; optional USB adaptor sold separately		
115200 baud, 1 stop bit, no parity		
SOFTWARE REQUIREMENTS		
PC-compatible computer		
Sequence™ software for Windows® XP or later, included		
Software Developers' Kit (C, C++) included		
LabVIEW™ drivers included		
VOLTAGE ROUTING OPTIONS (not included)		
HVC Cables (8 cables per set)	DIMENSIONS (Figure 2)	
Cable Set	A	B
Standard (A-HVC8-STD)	1.25 m	0.35 m
Long (A-HVC8-LONG)	2.25 m	0.45 m
Micro-Clips (A-MC8-01) connect easily to HVS cables (Figure 3).		
Platinum electrode wire (A-PT-ELECTRODE), 23-gauge (0.58 mm) diameter, 10cm long		

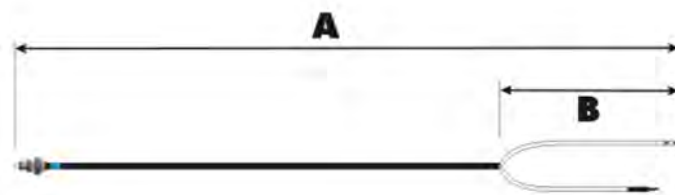


Figure 2. HVC High Voltage Cables.

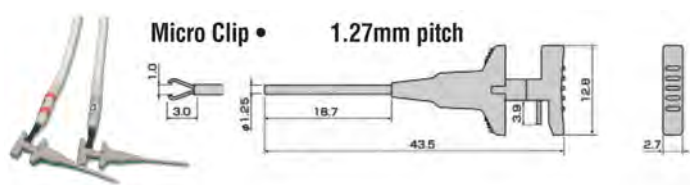


Figure 3. Micro-clip picture and dimensions.

