





Acid Leak Detection paint Acid Leak Detection Paint

| Acid Leak Detection Paint that is a visual detection system to help quickly identify leaks in piping connections where acids or caustics are present. | It provides a physical color change so that operators, maintenance or other personnel can quickly identify a leak saving valuable time and money in locating the source of a leak versus using electronic detection devices. | Another unique property of the On Guard Detection Paint System is that after an "activation" or color change and the leaking component is fixed, the Acid Leak Detection paint can be neutralized and it will return to its Neutral color ready to activate again. This saves money by not having to re-coat the connection. | Recommend no more than 3-4 exposures before repainting. |



FEATURES

	<ul style="list-style-type: none"> - The Acid Detection Paint is YELLOW in a neutral state and changes to RED when it comes in contact with liquid 2.7 pH or below. - STORAGE TEMPERATURE : Minimum 7°C Maximum 43°C - COVERAGE RATE : 250 to 300 square feet per gallon - APPLICATION PROCEDURE : Apply ON GUARD™ to achieve 4 mil dry thickness (2-3 brush coats) - SURFACE TEMPERATURE : Minimum 40 °F (4 °C) / Maximum 120 °F (49°C) - CLEAN UP INSTRUCTIONS : Clean all equipment immediately after use with Xylene. Flush and clean spray equipment before material dries - APPLICATION EQUIPMENT : Air or airless spray, brush or roller - CAPACITY : 3.79 LITTER / 0.9 LITTER
	<ul style="list-style-type: none"> - Use as a top coat over primer. Make sure the surface is clean and free of any grease, dirt, or foreign material. Previously painted surfaces should be free of any loose or scaling paint. Scuff-sand overly smooth surfaces. Avoid spraying in windy or dusty conditions. Cover adjacent surfaces to protect them from overspray mist. - Vigorously shake can for at least 1 minute after hearing the ball rattle to ensure uniform color and to prevent clogging. Point spray button opening toward object holding can 12 to 14 inches from the surface to be sprayed. Press button firmly and use steady, even strokes during application. For best results, apply only when container temperature is 18°C ~ 32°C. Use when humidity is below 85%. Allow more dry time at cooler temperatures - STORAGE TEMPERATURE : Store at room temperature 20°C - COVERAGE RATE : one 12 oz can should cover 20-25 feet 2 with 2-3 thin, even coats. - Note : Multiple thin coats are better than one heavy coat. - CAPACITY : 12 OZ (340 grams)
	<ul style="list-style-type: none"> - Any bare or previously painted metal should be primed with a quality primer such as White Primer #315. It may be used over existing paint if the user is assured that the sub coating is stable and the surface is clean, dry, rust, dust, oil and contamination free. - CAPACITY : 3.79 LITTER
	<ul style="list-style-type: none"> - RTY Neutralizer is a specially formulated liquid contained in a spray bottle that aids in the neutralization of material pH 2.7 and below so that it can be safely cleaned up as well as helping return the Acid Detection paint back to its neutral color of YELLOW. - CAPACITY : 8 OZ(226 grams)

Applicable Acid & Gas

Hydrochloric Acid, Chlorine, Hydrofluoric Acid, Oxalic Acid, Nitric Acid, Nox, TFA(Trifluoroacetic Acid), Sulfuric Acid, Phosphoric Acid, Glacial Acetic Acid, Perchloric Acid, Citric Acid, Other acids and acid gases below pH 3