

Pump

- Seawater Bronze case, impeller adapter
- Seawater Bronze 7/8 inch shaft
- Mechanical seal 7/8 inch diameter
Buna rubber parts, ceramic stationary element, and carbon rotating element.
- Impeller is keyed to stub shaft and secured by a washer and locking assembly.
- O-Ring case gasket



Motor

- Standard NEMA frame motor
- 1 and 3 phase

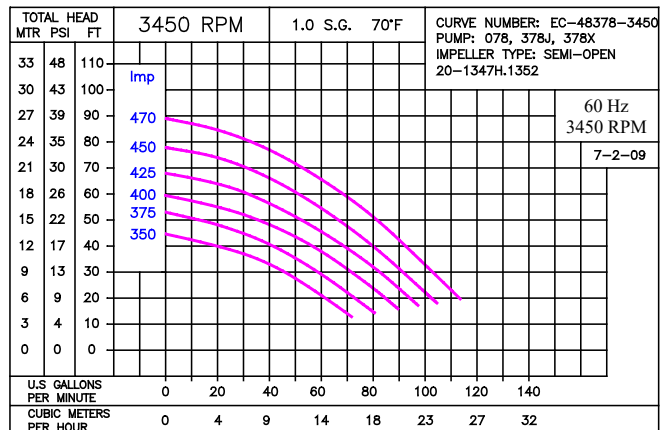
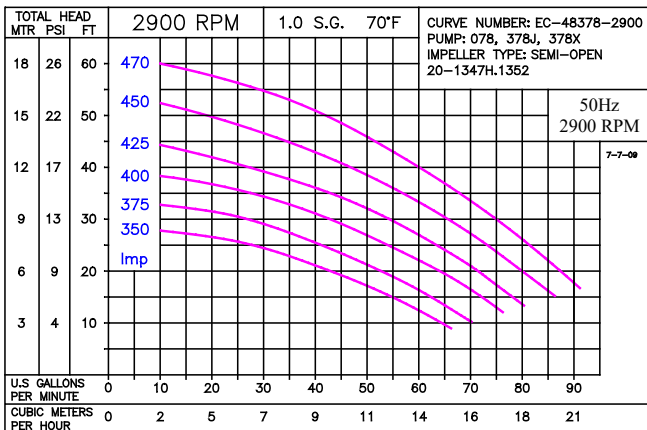
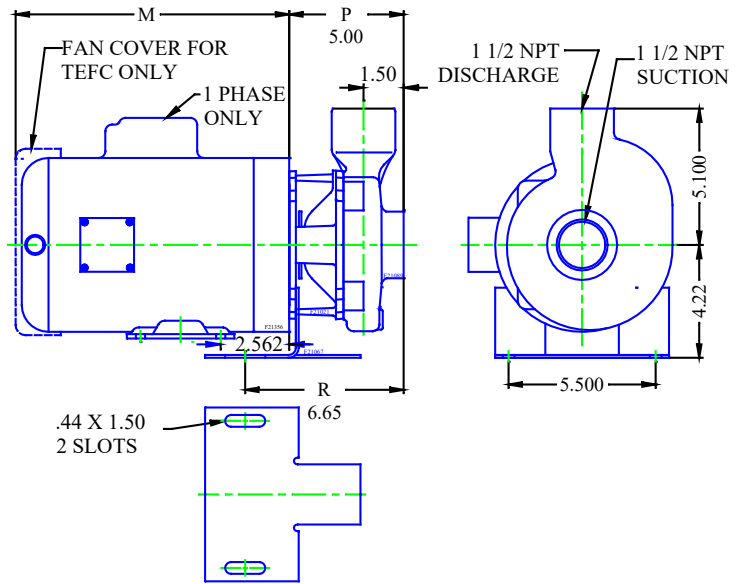
"M" Motor Length inches

HP	Single Phase		Three Phase	
	ODP	TEFC	ODP	TEFC
1 1/2	10.50	10.50	10.50	10.50
1	10.25	10.25	10.25	10.25
3/4	9.75	9.75	9.75	9.75
1/2	9.00	9.25	9.00	9.25

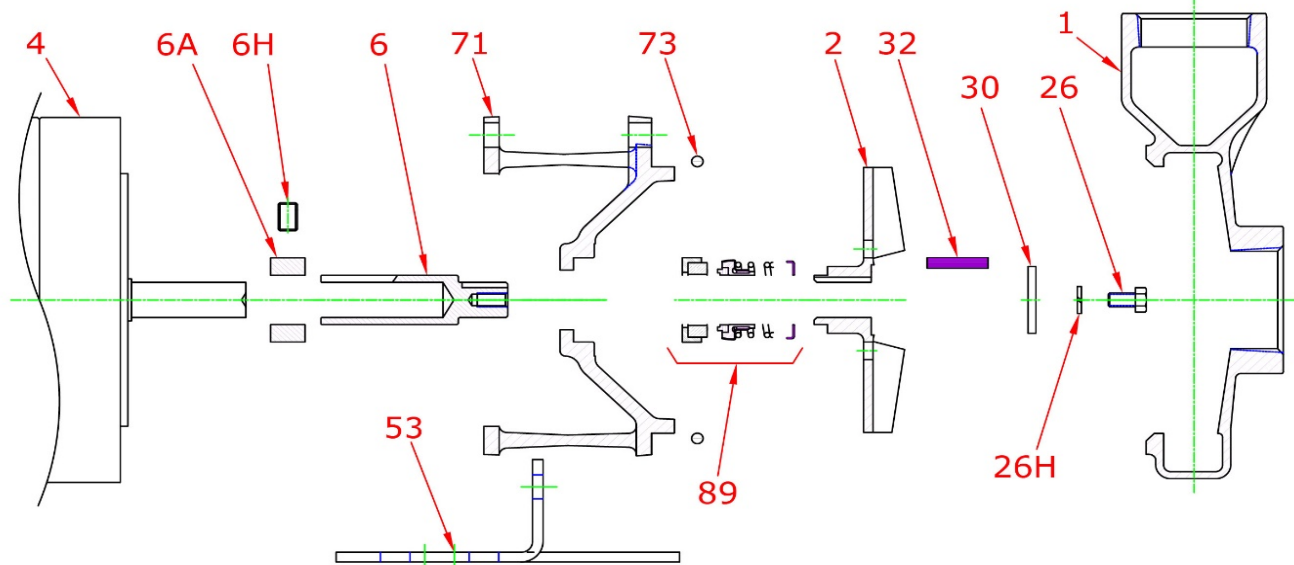
Motor Amps 48378-2

Imp	Motor HP		Wt. lbs	Amperes - 2900-3450 RPM TEFC			
	50 Hz	60 Hz		Single Phase		Three Phase	
				50 Hz	60 Hz	50 Hz	60 Hz
472	1 1/2	1 1/2	44	10.1	9.2	2.4	5.0
450	1 1/2	1 1/2	44	10.1	9.2	2.4	5.0
425	1	1	42	7.6	6.9	1.5	3.2
400	1	1	42	7.6	6.9	1.5	3.2
375	3/4	3/4	41	5.9	5.4	1.3	2.8
350	1/2	1/2	40	4.6	4.2	1.0	2.2

Single phase amps for 115 V 60 Hz is double 230 V amps
Three phase amps for 460 V 60 Hz is one half 230 V amps



Pump 48378 • Bronze • C56 Frame • 3500 RPM



Key No.	Part Name	Part Number
1	Case, Bronze, 1.5 x 1.5 NPT	189.001.039
2	Impeller, Bronze, 5/8" Key, Semi-open, 3.50", 6 vane	189.001.300.350
	Impeller, Bronze, 5/8" Key, Semi-open, 3.75", 6 vane	189.001.300.375
	Impeller, Bronze, 5/8" Key, Semi-open, 4.00", 6 vane	189.001.300.400
	Impeller, Bronze, 5/8" Key, Semi-open, 4.25", 6 vane	189.001.300.425
	Impeller, Bronze, 5/8" Key, Semi-open, 4.50", 6 vane	189.001.300.450
	Impeller, Bronze, 5/8" Key, Semi-open, 4.72", 6 vane	189.001.300.472
4	Motor chart, C56 3.5" Rigid Base	See Chart
6	Shaft, Bronze	189.001.301
6A	Collar, Bronze	189.001.223
6H	Set Screw, Stainless	189.001.243
26	Cap Screw, Stainless, Retainer	189.001.468
26H	Lock Washer, Stainless, Retainer	104.000.134
30	Washer, Bronze, Retainer	189.001.304
32	Key, Stainless	189.001.305
53	Base, Steel	119.000.237X
71	Adapter, Bronze	189.001.227
73*	Gasket, Case, Buna	189.001.229
89*	Seal, 7/8", Type 21, BN-CARB/CM	189.001.228
KIT	Repair Kit, 5/8" BN-CARB/CM Seal	189.001.261

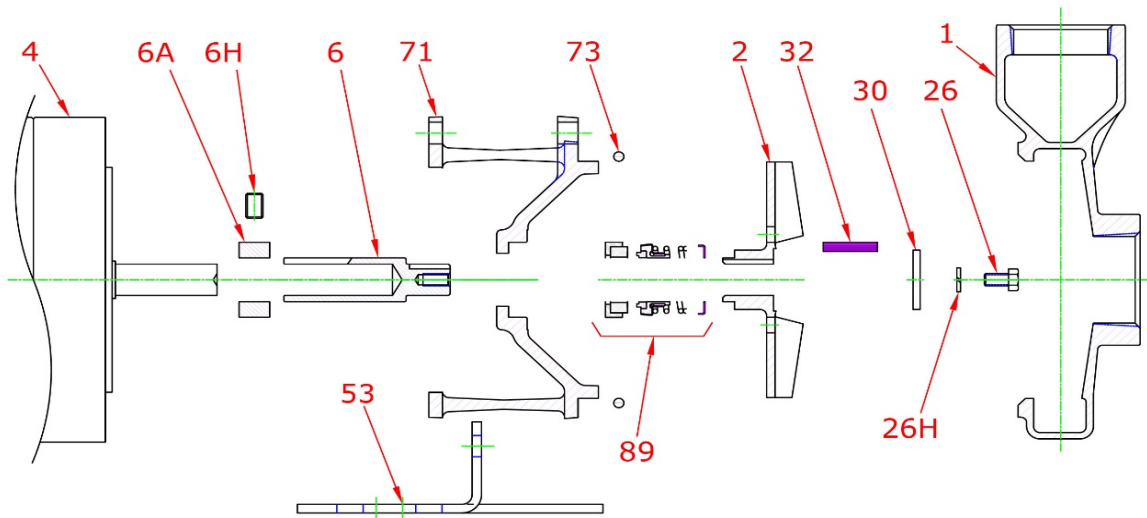
* Denotes components included in seal and gasket kit.

F21697-1

F17

P48378

Pump 48378 • Bronze • C56 Frame • 3500 RPM



CONSTRUCTION OPTIONS		
KEY	PART NAME	ALL BRONZE
1	Case	Bronze
2	Impeller	Bronze
6	Shaft	Bronze
6A	Collar	Bronze
6H	Set Screw	Stainless
26	Cap Screw, Retainer	Stainless
26H	Lock Washer, Retainer	Stainless
30	Washer, Retainer	Bronze
32	Key	Stainless
40	Flinger	Neoprene
53	Base	Stainless
71	Adapter	Bronze
73	Gasket, Case	Buna
89	Mechanical Seal, Type 21, BN-	Standard

F21697-1

F17

C48378