

## Value Engineered for Washdown Performance

**CE / UL / cUL Certified**

**IP69K**



### Exterior Construction

300 Series stainless steel housing, end bells, output shaft and conduit box

### Interior Features

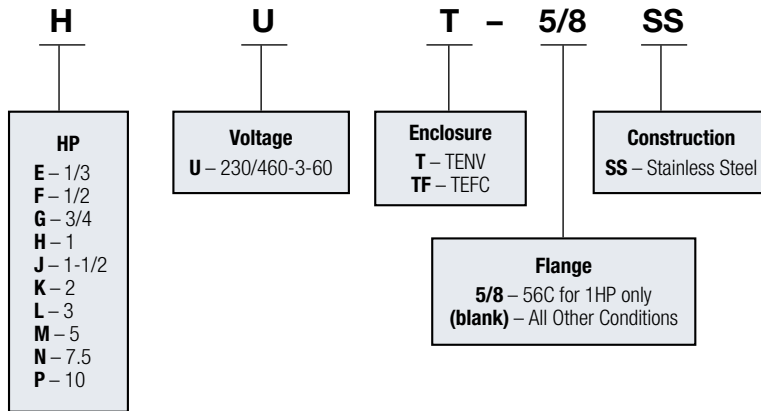
- Meets NEMA MG 1-2016 Standards
- Inverter Duty
- Class F insulation
- Class "B" rise @ 1.15 service factor
- Thermal overload protected
- Epoxy-coated windings
- Internally-locked bearings to eliminate unwanted axial movement

# D Stainless Steel AC Motors

## Ordering Information

**Stainless Steel AC Motors**

**Example: HUT-5/8 SS**



## Performance Data

Part #	HP	Type	RPM	Frame	Voltage AC	Efficiency*	Full Load Amps (230/460)	Weight (lbs.)
EUT-SS	0.33	TENV	1760	56C	208-230/460-3-60	82.5%	1.07/0.55	26.2
FUT-SS	0.5	TENV	1760	56C	208-230/460-3-60	82.5%	1.56/0.78	33.1
FUTF-SS	0.5	TEFC	1760	56C	208-230/460-3-60	84.0%	1.56/0.78	33.9
GUT-SS	0.75	TENV	1760	56C	208-230/460-3-60	82.5%	2.26/1.13	33.3
HUT-5/8-SS	1	TENV	1760	56C	208-230/460-3-60	82.5%	2.98/1.5	38.4
HUTF-5/8-SS	1	TEFC	1760	56C	208-230/460-3-60	84.0%	2.98/1.5	39.2
HUT-SS	1	TENV	1760	143TC	208-230/460-3-60	85.5%	2.98/1.5	38.4
HUTF-SS	1	TEFC	1760	143TC	208-230/460-3-60	85.5%	2.98/1.5	38.6
JUTF-SS	1.5	TEFC	1750	145TC	208-230/460-3-60	86.5%	4.5/2.25	44.5
KUTF-SS	2	TEFC	1760	145TC	208-230/460-3-60	86.5%	5.63/2.82	48.3
LUTF-SS	3	TEFC	1760	182TC	208-230/460-3-60	89.5%	7.66/3.83	103.6
MUTF-SS	5	TEFC	1760	184TC	208-230/460-3-60	89.5%	12.5/6.3	119.0
NUTF-SS	7.5	TEFC	1760	213TC	208-230/460-3-60	91.0%	18.2/9.09	179.2
PUTFSS	10	TEFC	1760	215TC	208-230/460-3-60	91.7%	24.27/12.13	201.1

Ratings are for continuous duty at Max Ambient Temperature of 40°C  
 TENV = Totally enclosed, non-ventilated  
 TEFC = Totally enclosed, fan-cooled

All motors are inverter-duty rated at Service Factor of 1.15  
 Motors can be run at 50 Hz with a derating factor applied.  
 Efficiency meets or exceeds NEMA MG 1-2016

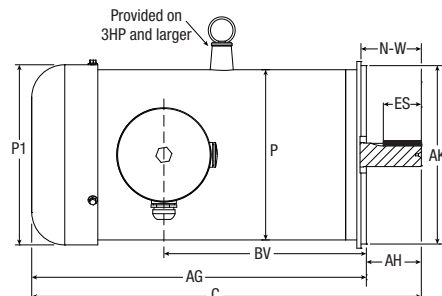
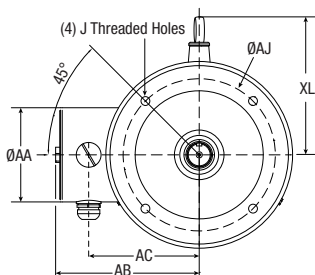
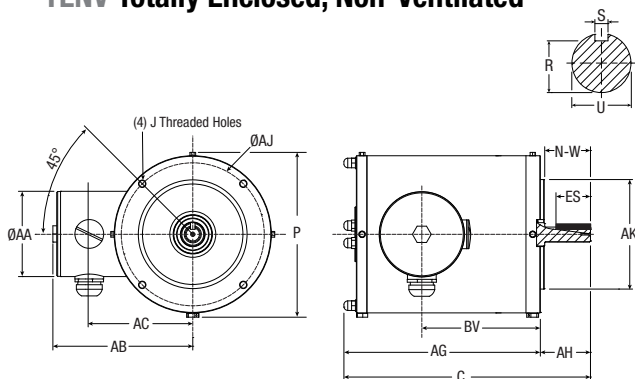


Stainless conduit box thread adaptor 25mm X 1.5 to 1/2"  
 NPT available separately as Boston Gear item J22770

## Dimensions

### TENV Totally Enclosed, Non-Ventilated

### TEFC Totally Enclosed, Fan-Cooled



End bell shown is 180TC and larger

### NEMA Frame Dimensions in inches

Boston Gear Bore Code	NEMA Frame	U	AK	AH	N-W	Key			AJ	J
						S	ES	R		
B5	56C	.6250	4.5000	2-1/16	1.88	3/16	1.41	0.517	5.875	3/8-16
		.6240	4.4970							
B7	143TC	.8750	4.5000	2-1/8	1.96	3/16	1.41	0.765	5.875	3/8-16
	145TC	.8740	4.4970							
B9	182TC	1.1250	8.5000	2-5/8	2.88	1/4	1.81	0.986	7.250	1/2-13
	184TC	1.1240	8.4970							
B11	213TC	1.3750	8.5000	3-1/8	3.38	5/16	2.44	1.201	7.250	1/2-13
	215TC	1.3740	8.4970							

### Motor Dimensions in inches

Catalog No.	HP	Type	NEMA Frame	Mounting				Conduit Box				
				C	P	P1	AG	AA Dia.	AB	AC	BV	XL
EUT-SS	1/3	TENV	56C	10.11	6.45	—	8.05	3.48	5.79	4.29	4.45	—
FUT-SS	1/2	TENV	56C	10.11	6.45	—	8.05	3.48	5.79	4.29	4.45	—
FUTF-SS	1/2	TEFC	56C	11.69	6.45	6.93	9.63	3.48	5.79	4.29	4.45	—
GUT-SS	3/4	TENV	56C	10.11	6.45	—	8.05	3.48	5.79	4.29	4.45	—
HUT-5/8-SS	1	TENV	56C	11.29	6.45	—	9.23	3.48	5.79	4.29	5.63	—
HUTF-5/8-SS	1	TEFC	56C	12.87	6.45	6.93	10.81	3.48	5.79	4.29	4.45	—
HUT-SS	1	TENV	143TC	11.36	6.45	—	9.23	3.48	5.79	4.29	4.45	—
HUTF-SS	1	TEFC	143TC	12.95	6.45	6.93	10.84	3.48	5.79	4.29	5.63	—
JUTF-SS	1-1/2	TEFC	145TC	13.75	6.45	6.93	11.62	3.48	5.79	4.29	6.42	—
KUTF-SS	2	TEFC	145TC	13.75	6.45	6.93	11.62	3.48	5.79	4.29	6.42	—
LUTF-SS	3	TEFC	182TC	17.2	8.11	8.58	14.58	4.47	6.85	5.24	8.07	6.6
MUTF-SS	5	TEFC	184TC	18.58	8.11	8.58	15.96	4.47	6.85	5.24	9.45	6.6
NUTF-SS	7-1/2	TEFC	213TC	19.45	9.6	10.08	16.33	4.47	7.56	6.1	9.61	7.4
PUTF-SS	10	TEFC	215TC	20.44	9.6	10.08	17.32	4.47	7.56	6.1	9.61	7.4

Conduit box threads M25 X 1.5

