




ISQ20 Kompakt

ISQ Series

Resistance Welding Control High-Frequency Inverter

The ISQ Series is designed to be used in combination with mechanical, pneumatical or motorised weld heads. It offers process control monitoring with MG3 and with the AWS3 Active Welding System. The AWS3 integrates the process control of all mechanical and electrical parameters, static and dynamic process monitoring, quality analysis with advanced SPC feature and datalogging. More details are available in the AWS3 Technical Data Sheet.



Standard Display MFT1



Optional AWS3 Touchscreen Display with additional features


KEY FEATURES

- Compact design for optimal system integration
- Integrated process monitoring allows for quality control
- Short cycle times thanks to high output current
- Up to 20 kHz feedback for fast reaction to fluctuations in the weld process
- Optimum feedback thanks to current, voltage and power mode controls
- Additional force control via proportional valve


TYPICAL APPLICATIONS



Stranded Wire to Coil



Motor Fusing



Stranded Wire to Terminal



PRODUCT OVERVIEW

The MIYACHI PECO ISQ inverter series is available in four performance versions:

	ISQ20-3k	ISQ20-6k	ISQ20-10k	ISQ20-20k
Performance range	0,75 kA – 1,5 kA - 3 kA	6 kA	10 kA	20 kA
Weld current type	Controlled DC inverter current		AC or DC inverter	
Features	Inverter with integrated power on button, Performance and Control Electronics, voltage control cable und removable Display MFT1 (optional: AWS3-Display) and additional:			
	Compact version w/integrated transformer, voltage sensor cable		Separate DC- or AC-transformer	separate DC- oder AC-transformer, external main fuse and net filter
Options	19" plug-in unit ISQ20-MFC without main unit			

TECHNICAL SPECIFICATIONS

Functions	ISQ20-3K and ISQ20-6K	ISQ20-10K and ISQ20-20K
Control / control mode	Current, voltage or power feedback control, independently adjustable independently for each pulse, APC (Active Part Conditioner) function and current, voltage, performance and energy limits	
Programmable weld schedules / external weld schedule selection	99 at single axis; 49 per head at dual axis	
# Of weld pulses	1st and/or 2nd pulse, 2nd pulse can be repeated max 10 times (decrease adjustable down to 1% of 2nd pulse)	
Weld pulse control	Up slope, weld-time, down-slope, break time, impuls cycle	
Current measurement	Integrated toroidal coil (Rogowski coil)	external toroidal coil
Voltage measurement	Potential free, external connection (X10 axis/head 1; X11 axis/head 2)	
Limit values	Display with limit exceeding. upper and lower limit, time limit, welding energy limit with sensitive components (weld to limit)	
Out of limit error message	Text indication with limit and device errors; monitoring limits for U, I or P; + and – tolerance windows individually adjustable	
Parts check	Test pulse for part detection (pre-weld-check)	
Operation	One button toggle wheel, monochrome display, Optional: coloured AWS3 Display, Profibus or Ethernet IP	
EU certification	CE Compliant	
Continuous sound pressure level	The equivalent continuous sound pressure level rated A is below 70 dB. Sound pressure levels may vary depending on the welding material and the environmental conditions. If necessary consult an acoustic specialist.	

Electrical data	ISQ20K-3	ISQ20K-6	ISQ20-10K	ISQ20-20k
Supply voltage	3x 400 VAC, ± 10%, PE; 3x 230 V (optional), ± 10%, PE ISQ20-MFC 19": non-heating 3 pole connector		3x 400 VAC, ± 10%, PE	
Mains frequency	50 - 60 Hz			
Fusing	with 400 V: 3x 16 A, delayed; with 230 V (optional): 3x 32A, delayed		3 x 32A, delayed	3 x 125A, delayed (external)
Connection cable	with 400 V: 4 x 2.5 mm ² , with 230 V (optional): 4 x 4 mm ²		4 x 6 mm ²	4 x 50 mm ² shielded
Protection class	IP30 ISQ20-MFC 19": depending on housing			
Welding transformer	internal for 3 kA	internal for 6 kA	External: DC: IT-60X AC: TRM3 14-9 V MT-40X-530	External: DC: IT-113 AC: upon request

Power data	ISQ20K-3	ISQ20K-6	ISQ20-10K	ISQ20-20k
Connected load	11 kVA	11 kVA	22 kVA	85 kVA
Switching frequency	max. 20 kHz	max. 14 kHz	1 – 10 kHz (AC) 1 – 5 kHz (DC) depending on primary current	
Output frequency	40 kHz	28 kHz	1 – 10 kHz (AC) 2 – 10 kHz (DC)	
Fundamental frequency AC	---	---	AC: 50 – 250 Hz	
Rated power	12 kVA	24 kVA	40 kVA (DC)	25 kVA (AC) , DC with IT 113: 75 kVA; dep on transformer

Power data	ISQ20K-3	ISQ20K-6	ISQ20-10K	ISQ20-20k
Max. weld current	3 kA with 5% d.r.	6 kA with 5% d.r.	10 kA with 8% d.r. DC only	20 kA with 15% d.r. DC only
Max. weld period	320 ms/pulse	320 ms/ pulse	640 ms/ pulse	
Min. weld period	0.7 ms		DC: 0,7 ms AC: 0,5 x impuls frequency	
Rated output current	2 kA with 11% d.r.	3 kA with 20% d.r.	depending on transformer	
Min. terminal voltage	4 V with 3 kA	4 V with 6 kA	DC: 4 V with 10 kA AC: dep on transformer	DC with IT 113: 3 V at 25 kA; AC: dep on transformer
Max. open-circuit voltage	10 V	10 V	DC: 10 V AC: dep on transformer	DC: 11 V AC: dep on transformer

Interfaces	ISQ20K-3	ISQ20K-6	ISQ20-10K	ISQ20-20k
Secondary connections	CU-rails, 2 x M8 internal thread		Depending on transformer	
Analog inputs	pressure sensor for proportional valve			
Analog outputs	proportional valve control			
Digital interface	via D-Sub-9 socket; welding data output in ASCII-compatible printing format			
Binary interface inputs	start, quick stop, pressure switch, proximity switches, pressure sensor			
Binary interface outputs	a.o. stepping contact, counter, set point deviation, closing stroke, welding pressure, air valves			

Operation Mode	ISQ20-3k and ISQ20-6k	ISQ20-10k	ISQ20-20k
Cooling	forced air ventilation, temperature controlled	Transformer water cooled	Inverter and transformer water cooled
Moisture	40 – 70 %, not condensating		
Ambient Temperature	0 - 40° C		

WEIGHT & DIMENSIONS

	ISQ20-3k	ISQ20-6k	ISQ20-10k	ISQ20-20k
Weight inverter	approx 33 kg	approx 43 kg	approx 20 kg (without transformer)	approx. 31 kg, (w/o transformer etc)
Dimensions inverter (BxHxW)	216 x 420 x 480 mm 216 x 420 x 550 mm (including projection) ISQ20-MFC-19": 482 x 174 x 315 mm			
Weight transformer	---	---	IT-60X: approx 16 kg TRM3: approx. 45 kg MT-40X-530: approx. 63 kg	IT-113: approx 25,5 kg
Dimensions transformer (BxHxW) in mm	---	---	TRM3: 360 x 150x 185 IT-60X: 284 x 110 x 170 MT-40X-530: 732 x 92 x 235	IT-113: 420 x 125 x 230



Lindberghstrasse 1 • DE-82178 Puchheim, Germany
T: +49 (0) 89 83 94 030 • Fax : +49 (0) 89 839403 68
info@amadamiyachi.eu • www.amadamiyachieurope.com
ISO 9001 Certified Company



EUROPE

Amada Miyachi Europe BV
Helmond, The Netherlands
T: +31 (0) 492 542 225
info@amadamiyachi.eu

Amada Miyachi Europe Kft.
Budapest, Hungary
T: +36 1 431 9927
info@amadamiyachi.eu

Amada Miyachi Europe
Derby, United Kingdom
T: +44 (0) 1332 361 238
info@amadamiyachi.eu

Amada Miyachi Europe
Saint Germain en Laye, France
T: +33 (0) 139 046 430
info@amadamiyachi.eu

Amada Miyachi Europe
Torino, Italy
T: +39 011 223 83 16
info@amadamiyachi.eu

Amada Miyachi Europe
Prague-West, Czech Republic
T: +420 251 512 157
info@amadamiyachi.eu

AMERICAS

Amada Miyachi America Inc.
Monrovia, CA, USA
T: +1-626-303-5676
info@amadamiyachi.com

Amada Miyachi do
Brasil Ltda.
Sao Paulo, Brasil
T: +55-11-4193-1187
antonio.ruiz@miyachi.com

ASIA

Amada Miyachi Co., Ltd.
Noda, Japan
T: +81-4-7125-6177
sales@miyachi.com

Amada Miyachi
Shanghai, Co., Ltd.
Shanghai, China
T: +86-21-6448-6000
zqzhang@msc.miyachi.com

Amada Miyachi
Korea Co., Ltd.
Gyeonggi-do, Korea
T: +82-31-8015-6810
dykim@mkc.miyachi.com

Amada Miyachi
Taiwan Co., Ltd.
Taipei, Taiwan R.O.C.
T: 886-2-2397-4778
keigaku@miyachi.com

Amada Miyachi
(Thailand) Co., Ltd.
Samutprakarn, Thailand
T: +66-2751-9337-8
info@mtl.miyachi.com

Amada Miyachi
Vietnam Co., Ltd.
Ho Chi Minh City, Vietnam
T: +84-8-3771-7972

Amada Miyachi
India Pvt., Ltd.
Bangalore, Karnataka
info@miyachiindia.com

All data, images and text are subject to change at any time. Amada Miyachi Europe GmbH reserves the right to change, modify, delete and add technical specifications and product details at any time without prior notification. © 2015 Amada Miyachi Europe GmbH.

follow us on:

