

NUCLEAR QUALIFIED

- Double Pole Double Throw (DPDT)
- Rocker Type SNAP-LOCK® Technology
- Qualified to IEEE Standards 344-1975, 323-1974 and 382-1972
- Manufactured to a quality assurance program designed to meet the requirements of 10CFR50, Appendix B and ANSI N45.2, as applicable
- Diecast zinc housing for corrosion resistance
- Stainless steel top cover and fasteners
- Gold plated contacts to minimize resistance and ensure years of reliable service
- High temperature components and lubricants
- Seismic and vibration resistant
- Resists chemical spray
- Configured for clockwise, counterclockwise or maintained operation
- Positive lever latching mechanism
- Available in three mount styles (Standard, Long, Wide)



Technical Data

- Two normally open and two normally closed, NEMA form "Z" contact arrangement
- Enclosure meets NEMA 1, 4 and 13 requirements for dust-tight, water-tight and oil-tight applications
- Operating lever is adjustable in 7°30' increments through 173°
- Adequate wiring space for nine conductors
- Operating Temperature: 0° to 90°C; Short term exposure to 175°C
- Pre-Travel: 10° or 6.5°; Maximum Travel: 37°
- Weight: EA170-302: 3.5lbs.; EA170-402: 4.5lbs

Continuous Current Rating

120 VAC	20 AMPS*
250 VAC	15 AMPS*
480 VAC	10 AMPS*
600 VAC	5 AMPS*
125 VDC	5 AMPS
250 VDC	1.5 AMPS

*75-100% Power Factor

Ordering Information

EA170- A B CDE

Mounting/
Shaft Position

Rotation Direction/
Trip Travel

Nuclear Qualified
Connection Option

A: Mounting/Shaft Position

B: Rotation Direction/Trip Travel

CDE: Nuclear Qualified Connection Option

- 1 - Standard Mount & Front Shaft
- 2 - Wide Mount & Front Shaft
- 3 - Long Mount & Front Shaft
- 4 - Standard Mount & Reverse Shaft
- 5 - Wide Mount & Reverse Shaft
- 6 - Long Mount & Reverse Shaft

- 1 - Clockwise & Standard Travel
- 2 - Counterclockwise & Standard Travel
- 3 - Maintained & Standard Travel
- 4 - Clockwise & Short Travel
- 5 - Counterclockwise & Short Travel
- 6 - Maintained & Short Travel

- 302 - Open Conduit Entrance
- 402 - 9-Pin Connector

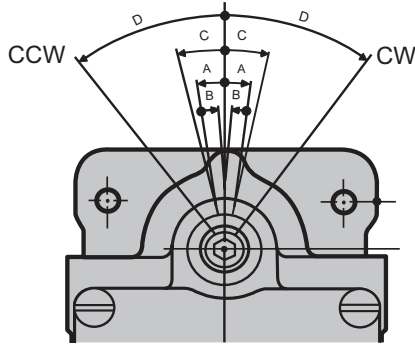
Operational Data

Series EA170 - Standard

- A. Trip Travel 10°
- B. Reset Travel 8°
- C. Recommended Travel 13°
- D. Total Travel 37°
- E. Torque to Trip (Inch Lbs.)..... 23

Series EA170 - Short Travel

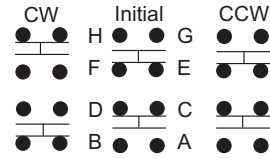
- A. Trip Travel 6°30'
- B. Reset Travel 4°
- C. Recommended Travel 7°
- D. Total Travel 36°
- E. Torque to Trip (Inch Lbs.) 32



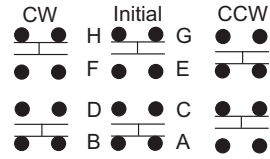
Series EA170 - Standard

- A. Trip Travel 10°
- B. Reset Travel 8°
- C. Recommended Travel 13°
- D. Total Travel 38°
- E. Torque to Trip (Inch Lbs.)..... 23

For CW Switch

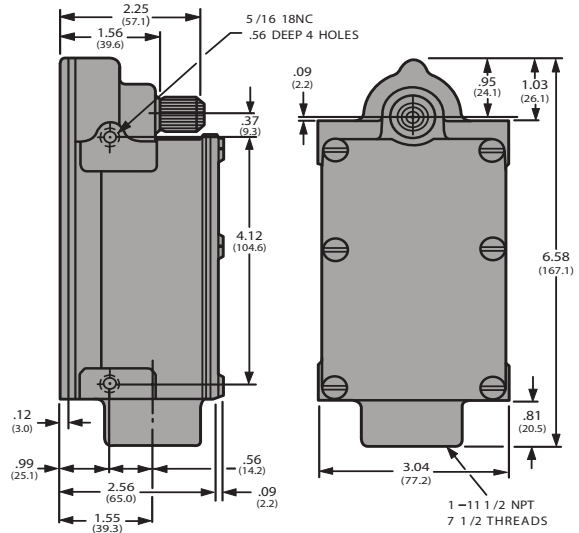


For CCW Switch

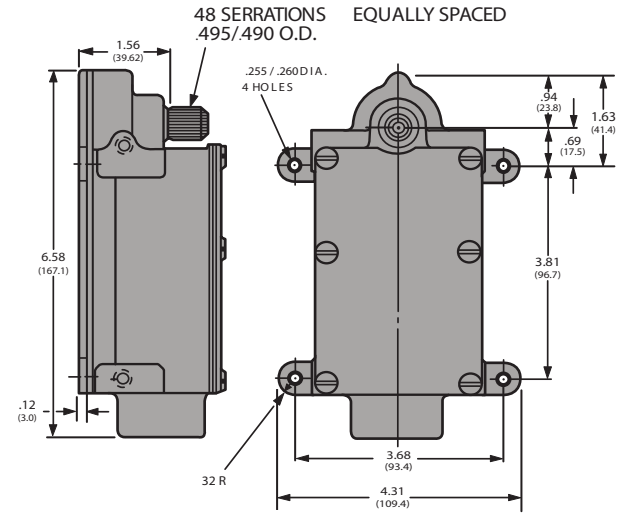


Maintained Contacts & Lever Position

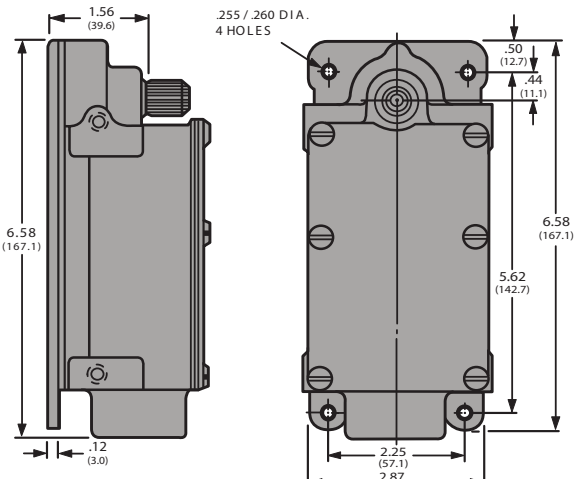
Standard Mounting



Wide Mounting



Long Mounting



Quick Disconnect Mounting

