


P11 MANUAL RESET SWITCH SERIES

P11 manual reset switches will change electrical state (cut-in/cut-out) and lock when the system pressure crosses the activation point. When the system pressure passes the deactivation point, the switch's electrical state will remain unchanged. An operator must press the manual reset button in order for the switch to return to its normal state. These switches are best utilized in systems that need to be inspected if a maximum pressure has been exceeded, or as safety devices in systems that need human interaction before restarting.



P11 SERIES FEATURES

The P11 Series incorporates an all-welded unit design eliminating leak paths, and the stainless steel body enables this series for all-weather use. This series is a perfect switch for applications that require monitoring of cleaning agents and gases. Multiple fittings and electrical connections are available for the P11 Series.

TYPICAL APPLICATIONS

- Fire Suppression Systems
- HVAC-R Control
- Food Processing

P11 SERIES PERFORMANCE CHART

Set Point Range	0 - 1000*
Operating Pressure	0 - 1200*
Proof Pressure	Operating Pressure x 1.5

All measurements = PSIG
* Higher ranges available

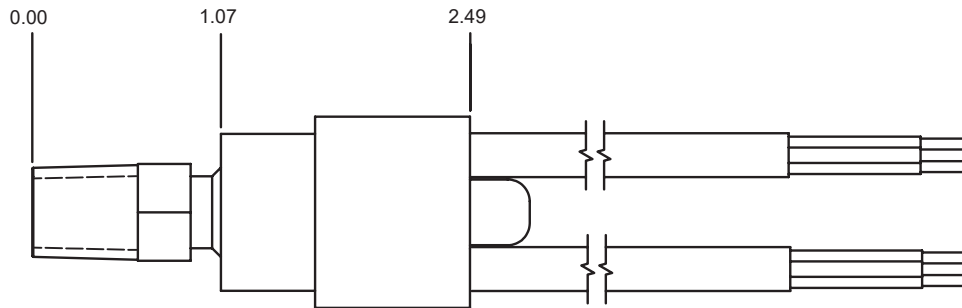
MATERIAL SPECS

Fitting	300 Series SS
Diaphragm	SS
Body	SS

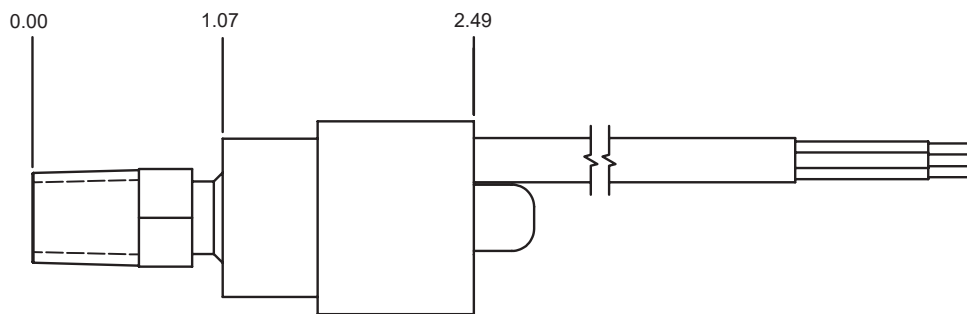
TECHNICAL SPECS

Ingress Protection	IP65
Leak Rate	$\leq 1 \times 10^{-3}$ cc/min
Electrical Rating	50/60 Hz DC 36V 6A AC 240V 6A Custom Currents Available

PRODUCT DIMENSIONS



Typical P11 with 2 flying leads (other configurations available)



Typical P11 with 1 flying lead (other configurations available)