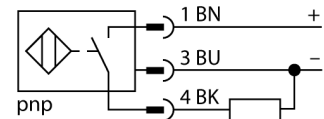


- Rectangular, height 40 mm
- Variable orientation of active face in 5 directions
- Plastic, PBT-GF30-V0
- High luminance corner LEDs
- Optimum view on supply voltage and switching state from any position
- Factor 1 for all metals
- Increased switching distance
- Protection class IP68
- Resistant to magnetic fields
- Auto-compensation protects against pre-attenuation
- Partially embeddable
- DC 3-wire, 10...30 VDC
- NO contact, PNP output
- M12 x 1 male connector

#### Wiring Diagram



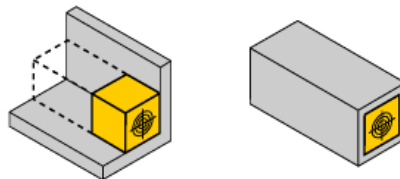
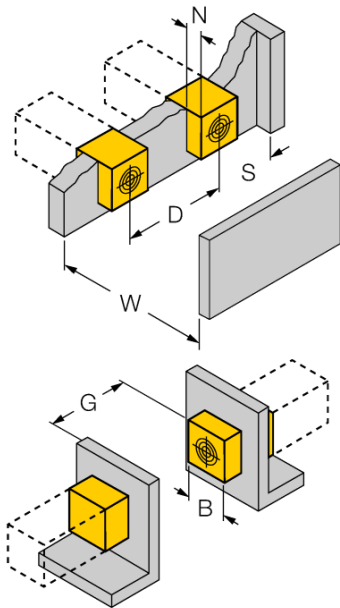
#### Functional principle

Inductive sensors detect metal objects contactless and wear-free. Due to the patented multi-coil system, *uprox*®+ sensors have distinct advantages over conventional sensors. They excel in largest switching distances, maximum flexibility and operational reliability as well as efficient standardization.

<b>Type code</b>	NI50U-CK40-AP6X2-H1141
Ident no.	1625837
<b>Rated switching distance <math>S_n</math></b>	50 mm
Mounting conditions	non-flush, flush
Assured switching distance	$\leq (0,81 \times S_n)$ mm
Repeatability	$\leq 2\%$ of full scale
Temperature drift	$\leq \pm 10\%$
Hysteresis	$\leq \pm 20\%$ , $\leq -25\text{ °C}$ v $\geq +70\text{ °C}$
Ambient temperature	$-30\text{...}+85\text{ °C}$
<b>Operating voltage</b>	10... 30VDC
Residual ripple	$\leq 10\%$ $U_{ss}$
DC rated operational current	$\leq 200$ mA
No-load current $I_0$	$\leq 15$ mA
Residual current	$\leq 0.1$ mA
Rated insulation voltage	$\leq 0.5$ kV
Short-circuit protection	yes/ cyclic
Voltage drop at $I_0$	$\leq 1.8$ V
Wire breakage / Reverse polarity protection	yes/ complete
Output function	3-wire, NO contact, PNP
Protective insulation	☐
Switching frequency	0.25 kHz
<b>Construction</b>	rectangular, CK40
Dimensions	65 x 40 x 40 mm variable orientation of active face in 5 directions
Housing material	Plastic, PBT, black
Connection	Flange connector, M12 x 1
Vibration resistance	55 Hz (1 mm)
Shock resistance	30 g (11 ms)
Protection class	IP68
MTTF	874 years acc. to SN 29500 (Ed. 99) 40 °C
<b>Power-on indication</b>	2 LEDs green
Switching state	LED yellow
Included in delivery	Fixing clamp BS4-CK40

Distance D	240 mm
Distance W	105 mm
Distance S	60 mm
Distance G	300 mm
Distance N	30 mm

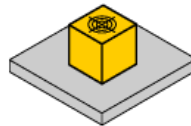
Width of the active face B 40 mm



**Flush mounting**

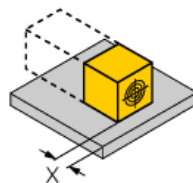
- 1-side mounting:  $S_r = 35$  mm;  $D = 240$  mm
- 2-side mounting:  $S_r = 25$  mm;  $D = 240$  mm
- 3-side mounting:  $S_r = 20$  mm;  $D = 80$  mm
- 4-side mounting:  $S_r = 15$  mm;  $D = 60$  mm

Backside as well as recessed mounting with reduced switching distance



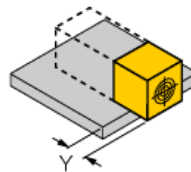
**Recessed mounting in metal:**

- $x = 10$  mm:  $S_r = 20$  mm
- $x = 20$  mm:  $S_r = 20$  mm
- $x = 30$  mm:  $S_r = 20$  mm
- $x = 40$  mm:  $S_r = 20$  mm



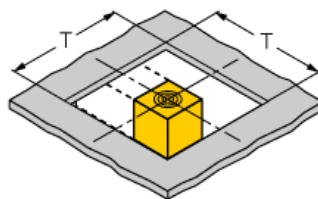
**Protruded mounting:**

- $y = 10$  mm:  $S_r = 40$  mm
- $y = 20$  mm:  $S_r = 50$  mm
- $y = 30$  mm:  $S_r = 50$  mm
- $y = 40$  mm:  $S_r = 50$  mm



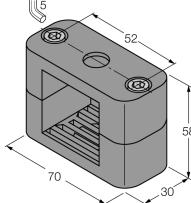
**Mounting in aperture plate:**

- $T = 150$  mm:
- Sensor with twisted turning angle
- On metal  $S_r = 50$  mm
- Metal-enclosed on one side  $S_r = 25$  mm
- Metal-enclosed on two sides  $S_r = 15$  mm
- Metal-enclosed on three sides  $S_r = 12$  mm



The values stated relate to a 1 mm thick steel plate.

**Accessories**

Type code	Ident no.	Description	
BSS-CP40	6901318	Mounting bracket for rectangular devices; material: Polypropylene	

**Wiring accessories**

Type code	Ident no.	Description	
RKC4T-2/TEL	6625010	Connection cable, female M12, straight, 3-pin, cable length: 2 m, sheath material: PVC, black; cULus approval; other cable lengths and qualities available, see <a href="http://www.turck.com">www.turck.com</a>	